

Supporting Documentation

Edgeley St Matthew - Reordering


Note to parish

This bundle includes all the supporting documentation to your faculty application as required under Rule 5.5 of the Faculty Jurisdiction (Amendment) Rules 2019.

List of documentation

Item	Description	Page
<i>Overview</i>		
1	Schedule of Works or Proposals from the Petition for Faculty logged 28 July 2020	2
2	Statement of Significance v4 received 2 September 2020	3
3	Statement of Needs v4 received 2 September 2020	12
<i>Proposals</i>		
4	Drawings of Kepczyk Pearce Sanderson numbered FA 01 Revision C (dated April 2020), FA 02 Revision C (dated April 2020), FA 03 Revision B (dated April 2020), FA 04 Revision C (dated April 2020) and FA 05 Revision C (dated April 2020), FA 06 Revision C (dated March 2020), FA 07 Revision D (dated April 2020), FA 08 Revision B (dated April 2020), FA 09 Revision D (dated March 2020), FA 10 Revision D (dated April 2020) and FA 11 Revision D (dated April 2020) all received 2 September 2020	34
5	Drawings of J R Book Consulting Engineers dated July 2020 numbered 106.20.M1 Revision A and 106.20.M2 Revision C received 2 September 2020	45
6	Specification of Kepczyk Pearce Sanderson dated August 2020 received 2 September 2020	47
7	Historic Floor Plan 1853-58 received 2 September 2020	72
8	Product literature of LAMU Lightweight Wooden Stacking Chair of Alpha Furniture received 28 September 2020	73
9	Addendum to Statement of Significance with reference to comments from Historic England and The Victorian Society received 18 November 2020	75
<i>Correspondence</i>		
10	Email correspondence between DAC office and parish dating from 11 January 2019 to 29 January 2021	76
<i>Consultation</i>		
11	Email correspondence between DAC office and consultees dating from 15 October 2020 to 9 November 2020	86

Caroline Hilton, DAC Secretary



29 January 2021

We petition the Court for a faculty to authorise the following-

Please describe the works or other proposals for which a faculty is sought in the way recommended by the Diocesan Advisory Committee in its Notification of Advice.

SCHEDULE OF WORKS OR PROPOSALS

Replacement of internal timber tower porch, relocation of font, removal of pews, removal of carpet, tea brew facilities to west end aisle, nave dais with shallow ramp, organ chamber store, reconfiguration toilets in south porch, alterations to heating and electrics, new retractable screen.

Copies of the Standard Information Form and any drawings, plans, specifications, photographs or other documents showing the proposals must be provided with this petition.

**St Matthew's Church
Grenville Street
Edgeley, Stockport
Cheshire
SK3 9EE**

www.edgeleyandchadleheath.org.uk



**Statement of Significance
Internal Reordering**

Basic facts

Parish: Edgeley and Cheadle Heath

Dedication: St. Matthew

Benefice: Parish of Edgeley and Cheadle Heath

Diocese: Chester

Address: Grenville Street, Edgeley, Stockport. SK3 9EE

Grid ref: 53.4027°N 2.1697°W

Local Planning Authority: Stockport

County: Cheshire

Statutory Listing of church: Grade 2

Statutory designation for structures and objects within churchyard: No

Conservation Area: No

Scheduled Monument: No

Tree Preservation Orders: Yes

Protected Species: No

County Wildlife Site (or equivalent, or SSSI): No

Any other designations: No

Part I: The church in its urban environment

Introduction

St Matthew's is a large, traditional parish church dating from the mid-19thC. Following a parish re-organisation and an amalgamation of congregations the church has experienced renewed vigour, both as a place of worship and as a centre for community activities. This statement describes the current building, with particular attention to those aspects which will be affected by the proposed internal re-ordering which is designed to make the building suited for present needs.

Setting of the church

The church is set in a long established urban area composed mainly of small scale terraced housing dating from the late 19thC or early 20thC. The church is the most substantial building in the area and the spire is a notable landmark which from some directions can be seen from a considerable distance.

The churchyard is an area of flat grass surrounding the church, with a few trees, some of which are subject to a Tree Preservation Order.

Social history

St Matthew's has been, since its foundation in the mid-1850s, a traditional parish church, with its congregation drawn mainly from within its parish. The vicarage and church school, built in 1871, were situated on the north side of the same site. The old vicarage ceased to be used as such in the early 1990s. The school building was vacated in October 1990 and demolished the following year, being replaced by a modern school building at approximately 200 yards distance. A modern vicarage was built at the north east corner of the site, and as the building is no longer needed for that purpose it has now been acquired by the church to provide rooms for church and community use.

For many years the church with its school was an important centre of social life in the area. By the later years of the 20thC the range of activities had become more limited, although in addition to church services there continued to be regular social events and the church was still used during the week by a number of community groups and young people's groups. The lack of other accessible rooms meant that by the beginning of the 21stC there were no children's groups meeting on a Sunday.

In 2007 the Parish of Edgeley and Cheadle Heath was formed, incorporating the parishes of St Augustine, St Mark and St Matthew. From Easter 2011 the three congregations merged on one site at St Matthew's, with a clear understanding that the building would need to be transformed to provide suitable facilities for the new situation. The church now has a thriving congregation with a healthy proportion of children and young families. A growing number of

community groups use the church building during the week, including a toddler group, a social contact group for the elderly and isolated, and there is a weekly drop-in cafe, which includes a monthly craft group and a computer confidence group. The former vicarage provides office facilities and space for groups to meet, including children's groups during church services. A busy programme of events and courses sees the church once again taking its place at the heart of the community.

When St Matthew's was built its parish covered the whole of Edgeley and Cheadle Heath. The population of the parish in 1858 was 5630. Following the formation of St Mark's and St Augustine's parishes, St Matthew's served a much smaller geographical area, with a population in 2000 of only 3155. The reunification of the three parishes into a single parish of Edgeley and Cheadle Heath means that the parish once again covers a large, and now much more populous, geographical area, which also includes the Bridge Hall area (which has no church presence). With the closure of both St Mark's and St Augustine's churches, St Matthew's is now the sole parish church serving a population of nearly 17000 people.

The church building in general

The foundation stone was laid in 1855, with nave and chancel being consecrated in 1858. The tower and broach spire were added in 1866. The architect was Joseph Crowther, a significant architect of the pioneer phase of the Gothic Revival. The nave and chancel were built by Heywood of Alderley, with internal timberwork and decoration by J. and J. Longson of Stockport, and the tower and spire were built by Forrester of Stockport.

The church is built of hammer dressed sandstone, originally buff coloured but now much darkened, with stone roofing slates. It is composed of a rectangular clerestoried nave with a west tower, a south porch (now blocked), and a chancel of equal height to the nave with a vestry off to the north. The four stage west tower has angel buttresses and is surmounted by a broach spire. The main entrance is at the west end, with a door on the north side, one in the vestry and another door on the south side of the chancel. The exterior of the church, largely unaltered since it was built, forms a harmonious if somewhat austere whole.

The high-ceilinged interior, from the full-height tower arches through the nave to the full-height chancel, forms a continuous space, with the eye drawn forward to the east window. The aisles, on each side of the pillars, are not separated off in any other way and form part of the unified space. The chancel floor is a little higher than the nave, with a further step up beyond the choir stalls, a step to the sanctuary and a step to the altar.

Changes in the 1990s included the removal of some pews at the west end to form a social area with a small servery area in the south west corner, the blocking of the south porch to form a toilet, and the installation of a new lighting system, with the fixtures mainly placed at clerestory window height. In 2006 a central heating system was installed, with a gas boiler housed in the south porch area. In 2008 the pipe organ was replaced by an electronic one, but with no

visual alteration because the outer organ pipes were retained. In 2014, a new lighting system was installed. Apart from these changes there has been little substantial alteration to the building.

Externally the building is imposing but also rather forbidding. There is no view into the church from outside, even when the doors are open. The message it gives to the outsider is one of austere formality. Inside the impression is quite different. The high ceiling gives a sense of spaciousness, the walls are light, and there is much colour from the windows. The orientation is very much from west to east, and this subliminally gives the message that the most significant elements of a church service take place at the east end rather than in the midst of the congregation.

The church building in detail

Phase or area	Description / Significance
West entrance	Inside the double doors is a timber and glazed porch with doors on either side. There is no clear view into the church from within the porch. Beyond the porch, entrance to the nave is through the area under the tower, in the middle of which is an octagonal stone font standing on a broader stone plinth which rather obstructs passage.
Nave	The nave is of four bays with lancet windows to the aisles and quatrefoils to the clerestory. The walls are plastered but with window quoins left bare and support a scissor-braced roof. Alternate octagonal and circular columns with bell capitals support double-chamfered arches. The east end of the south aisle is dedicated as a small lady chapel, but is not separated off from the rest of the nave.
Chancel	The chancel is of three bays with double-light traceried windows. At the east end is a 5-light geometric window. Below this window is linenfold panelling to dado height. The chancel is one step up from the nave, with a further step at about the mid-point.
Vestry	There is a vestry area off the north east end of the chancel, accessed from the chancel through a door set just before the sanctuary. It is divided into an initial larger part used by the choir, heading into a smaller clergy vestry.
Tower and spire	The tower and broach spire are 165 feet in height. Access is by a door in the porch, and a stone spiral staircase in the south west corner of the tower climbs first to the ringing chamber and then to the bell chamber above. From the bell chamber a metal ladder goes up into the spire, where a mobile telephone mast is situated.

Contents of the church

Item or group of items	Description / Significance
	The church has a good set of 19 th C and early 20 th C fittings, largely reflecting the principles of the Ecclesiological Movement.
High altar	A wooden table with linenfold front matching the choir stalls and the panelling on the east wall, standing on a stone plinth, installed in 1920.
Reredos	A gilded tryptich reredos with painted figures in a quattrocento style.
Communion rail	A low wooden rail in free-standing sections.
Servers stalls	Two sets of stalls, one on either side of the chancel.
Choir stalls	These match the panelling to the east wall, are in linenfold, and were given as a First World War memorial. There is also a wooden memorial plaque on the south wall of the chancel.
Clergy stalls	Two clergy stalls, one on either side of the chancel, matching the choir stalls.
Organ	A Makin Westmorland Custom electronic organ with 3 manuals and 61 stops and pedalboard, installed in 2008.
Pulpit	A polygonal stone pulpit with nook shafts.
Lectern	A brass lectern, consisting of an ornamental pedestal surmounted by an eagle. It is approached by stone steps to a walled area to knee height surmounted by railings.
Nave altar	A free-standing wooden table, made in 2000.
Windows	The fine east window is believed to be the work of Heaton, Butler and Bayne. The Jairus window to the south aisle is by Hardman and Co of Birmingham and was installed in 1867. Many of the stained glass windows are post-Second World War, with several dating from the 1960s. A number are by Abbott and Co of Lancaster. Several of the windows carry dedications.
Lady chapel	Created in 1933 as a memorial to the members of the Church Lads' Brigade who died in WW1, commemorated by a wooden plaque on the wall. A wooden altar and wall panelling were made by members of the Church Lads' Brigade.
Nave seating	Two blocks of removable pews in the centre nave with a central aisle. Both aisles have wooden chairs. An area to the rear of each aisle is used for open storage.

Item or group of items	Description / Significance
Social area	An open area at the rear of the nave, there is a small kitchen/servery in the south west corner. There are various storage cupboards, some fixed and some free-standing.
Floor finishes	The social area, central aisle and front of nave, and chancel aisle are carpeted. The remainder of the nave floor consists of bare flagstones and floorboards.
Plaques, memorials and monuments	In addition to the plaques relating to the choir stalls and lady chapel, already mentioned, there are a number of other brass or wooden wall plaques, two glass fronted cases holding banners, and a board listing vicars of the church. The lectern, some windows, and various small items carry dedications. A statue of Virgin and Child stands in the lady chapel. Small stations of the cross, originally from St Augustine's church, are fixed to the nave pillars. A war memorial of St Matthew's Church is positioned on the chancel wall and memorials from St Mark's and St Augustine's await a permanent position.

Significance for mission

The most obvious strength of the existing building for mission is its visibility; the imposing spire is a constant reminder to those around of the existence of the church. The surrounding churchyard provides a space where events can be held. Inside the building the social space at the rear of the nave, with a small kitchen area, is suitable for informal use and social activities.

The main body of the nave and the chancel provide an attractive traditional church appearance which is conducive to contemplative worship. The main visual asset is the view from the nave upward to the high roof and forward to the east window. Replacement of the pews by chairs, something which has already been done in the side aisles, would allow more flexible use of the nave, both for worship and for other purposes.

Part II: The significance of the area affected by the proposal.

From a practical point of view the impact of the proposed changes would be entirely positive. The overall visual impact would also be positive, since the removal of partitions and other barriers would restore the unity of the nave and there would be a clear view right to the east end, including for those approaching the church from outside. The table below details the changes to different parts and the extent of the visual impact.

<i>Parts affected by proposal</i>	<i>Significance</i>	<i>Impact of proposed changes</i>	<i>Are the changes reversible?</i>
Interior porch at west entrance to church	Low	The current interior porch will be replaced by a new enclosed entrance under the tower with two sets of glazed double doors. The new entrance will enhance the view of the nave and of the east end for those approaching and entering the church.	No
Under tower area	Moderate	The repositioning of the font and removal of the plinth would have a low visual impact.	No
South porch	Low	The creation of an additional toilet within the south porch will have no visual impact.	Yes
South west corner of nave	Low	Creation of an enlarged servery area will have a low visual impact.	Yes
Pews	Low	The replacement of pews by chairs would have a low visual impact.	No
Disused organ space	Low	The conversion of the disused organ space to a storage room would have a low impact, since the exterior of the organ space would be largely unaltered.	Yes
Step between nave and chancel.	Low	The extension of the chancel step forward to create a nave dais with disabled access would have a low visual impact.	Yes
Chancel arch	High	Installation of a retractable projection screen will have a low visual impact since it will be moved out of view when not in use.	Yes
Chancel	High	The removal of the two servers' stalls to make a space well adapted for prayer and contemplative worship will have a low visual impact.	Yes
Monuments and war memorials	Moderate	The ordered placing of monuments and memorials from the three churches which combined to form the parish will provide a fitting historical tribute.	Yes

Sources consulted

- English Heritage List Entry (January 2011)
- Pevsner N. and Hubbard E: The Buildings of England: Cheshire (1971)
- Clark BFL: Church Builders of the 19th Century; a study of the Gothic Revival in England (1969)
- ed. Harris BE: Victoria History of the County Of Chester vol. 3 (1980)
- Church terrier and inventory
- Seager P. and G: Memories of St Matthew's Church, Edgeley (2000)



**St Matthew's Church
Grenville Street
Edgeley, Stockport
Cheshire
SK3 9EE**

www.edgeleyandcheadleheath.org.uk



**Statement of Need
Internal Reordering**

Basic facts

Parish: Edgeley and Cheadle Heath

Dedication: St. Matthew

Benefice: Parish of Edgeley and Cheadle Heath

Diocese: Chester

Address: Grenville Street, Edgeley, Stockport. SK3 9EE

Grid ref: 53.4027°N 2.1697°W

Local Planning Authority: Stockport

County: Cheshire

Statutory Listing of church: Grade 2

Statutory designation for structures and objects within churchyard: No

Conservation Area: No

Scheduled Monument: No

Tree Preservation Orders: Yes

Protected Species: No

County Wildlife Site (or equivalent, or SSSI): No

Any other designations: No

Introduction

St Matthew's is a large mid-19thC parish church in a traditional urban working class area. It is proposed to re-order the church interior to meet modern expectations and to provide greater flexibility of use, whilst maintaining the traditional character of the internal space.

General information

The parish of Edgeley and Cheadle Heath was formed in 2007 by amalgamating the parishes of St Matthew, St Mark and St Augustine. In 2011, after a period of consultation, the 3 congregations merged at a single site at St Matthew's, with the closure of the other 2 churches.

Much of the parish consists of closely packed terraced housing dating from the early 20th Century. There are UPA pockets and part of the parish falls within Stockport's Priority 1 area.

- The normal pattern of Sunday worship is a formal Communion service at 9.30am and a less formal service at 11.15am. On the first Sunday of the month there is a single service of Holy Communion at 10.30 am.
- Usual attendance at Sunday worship is approximately 70.
- There are children's groups during the second service (and during the single service on a first Sunday).
- The second service on the final Sunday of the month is a signed service.
- There are 125 on the electoral roll, plus about 12 under 16s who regularly attend.

The church is used extensively throughout the week, hosting a range of community groups and church activities. In addition to church services on Sundays and Wednesdays and an open church drop-in session on Wednesday evenings, the building is also used on

- Monday, Tuesday and Thursday mornings by a childminders' group (numbering up to 14 adults and 35 children)
- Friday mornings for a church run toddler group, *Toddle Time*, where the numbers can reach up to 40 children with their parents and carers.
- Tuesday afternoons for a social group, *Socially Yours*, run jointly with Quality Care of Cheadle, for elderly and socially isolated adults (usual attendance about 20 including volunteers).

In addition, the building is the venue for

- *Saturday Cafe*, which is open every Saturday 10am – 12noon for light refreshments. We encourage visitors to freely tour the church, light a candle, add prayer requests, as well as offering the opportunity to chat with a member of the clergy team with regards to wedding, baptism or other enquiries.
- *Second Saturday Cafe*. On the second Saturday of the month, our regular cafe is extended to include a number of community groups. These include *Neighbourhood Charity Crafts* and *Comfortable with Computers*, offering friendship and support, including free digital support to those who struggle to get online. We also hold information events with visits from the Community Police team, Age UK, The Prevention Alliance, Signpost for Carers, and Healthy Stockport. Numbers reach up to 80 people on these mornings, which are fully supported by our local team of councillors, who often drop in to chat with local people.
- *Summer and Christmas Fairs*. These are two of our biggest community and fundraising events of the year and include a good mix of church-run and community-run stalls. Always well attended, numbers exceed 200 over the day.
- *Community Open Day*. This is a key event in the local calendar and is a way to bring church, local people, and community groups together in one space. Last year, our eleventh event, saw around 40 groups and activities coming together to raise the profile of what is available in the local area: schools, local councillors, support groups, activity groups for all ages, Stockport Homes, Stockport Council, funding opportunities, support for drug and alcohol issues, learning support, Stockport Libraries, and so on. Over 200 people visit on the day, of all ages, with many referrals being made for further information and support.
- *Heritage Open Day*. A smaller scale event, this usually attracts around 60 visitors, some from a considerable distance. They view church records and photos and share memories of the church and local area.

We have strong links with our local schools:

- Our church school, St Matthew's Primary, visits as a whole school once a term for worship, with other year group visits for curriculum activities on an ad hoc basis.
- We are building closer relationships with other local schools, including Bridge Hall Primary and Larkhill Primary, and are developing plans for termly visits for worship as well as other curriculum activities.

- *Christmas Unwrapped* and *Easter Unwrapped*. We work with Stockport Baptist Church and Christians in School to deliver this package of faith based fun and activities to local Year 6 students. We have hosted up to 90 children during these events.

The development of our facilities

History of the project – what has been achieved so far

The coming together of the 3 congregations created a thriving church with a great desire to serve its local community. Innovations in worship went hand in hand with forging a variety of links with the local community. The appointment of a full time Community Development Manager has enabled this work to continue to thrive.

It was clear that the church building, consisting of a single large space, did not provide adequate facilities for the work we were undertaking, and ambitious plans were drawn up for a substantial development, involving not just a reordering of the church interior but also an extension to the north side of the church to provide meeting rooms, office, kitchen and toilet facilities.

Such a project posed architectural and financial challenges and would have been difficult to bring to fulfillment. The situation was partly resolved by the coming available of the St Matthew's vicarage, on the corner of the church site, and this was purchased in 2016. Adaptations have been carried out to make it suitable for both church and community use. As well as providing office facilities for the church and for the Christians in Schools Trust, it is used for small scale church meetings, for children's groups, and a growing number of local groups. Renamed as St Matthew's Church House, it is a great new facility but one which has always been seen as phase one of a bigger redevelopment. It is ideal for smaller groups, providing rooms which will accommodate up to a maximum of 20 people.

The next step

The reordering of the church interior remains the final stage of the project.

What do we need?

- A more open and welcoming entrance
- Better disabled access at the church entrance and at the chancel
- An arrangement of the church interior which allows more flexible use, including replacement of pews by chairs
- Better toilet facilities – at least two toilets fitted to modern standards, one of which to be fully accessible
- Increased storage, with the removal of unsightly stored items from the nave
- A fixed but retractable screen.

Our proposals

In order to meet our needs we propose to:

- Replace pews by chairs in the nave
- Create a second toilet in the south porch, bringing facilities up to modern standards, with one of the WCs being fully accessible
- Remove the current interior porch and install a new enclosed entrance under the tower with two sets of glazed double doors
- Move the font to near the south column of the tower arch
- Extend and enhance the tea brew facility
- Adapt the old organ space into a storage area, permitting the removal of free standing cupboards and other storage from the rear of the nave aisles
- Extend the chancel step to form a nave dais, with an inbuilt ramp to give disabled access to the chancel
- Remove servers' stalls from the area before the sanctuary to create a space for prayer and contemplative worship

Why do we need it?

St Matthew's is a large traditional Anglican church with one open space. As well as holding church services it is used for large scale events which require flexible use of the space. Regular groups use the building throughout the week. All of these would benefit from a more open and adaptable church interior. Present toilet facilities are inadequate, and the lack of storage means that free standing cupboards are needed, which detracts from the appearance of the church interior. We regularly have to turn people away from our toddler group as we can quickly reach capacity. A less cluttered interior with fewer trip hazards will be of benefit to all users of our building, as will the elimination of draughts from the entrance.

Church fairs, open days and the weekly toddler group involve manual moving of heavy pews in order to create sufficient space for the events to take place. As mentioned elsewhere, access to the church is difficult for those in wheelchairs, and access to the chancel impossible. A single toilet is inadequate for the numbers attending on many occasions.

The church brings together different ecclesiastical traditions and the flexibility to provide both traditional and modern styles of worship is essential.

Despite its attractive interior, the external appearance of the church is austere and there is no view into the church as one approaches, or even from within the porch. The west entrance is obstructed not only by the porch but also by the font, making that most natural entrance impractical both for coffins and for wheelchairs.

The proposed re-ordering will provide:

- a more open and welcoming aspect
- better disabled access
- the opportunity for greater flexibility and innovation in worship
- a space for performances and exhibitions by local groups
- space for large scale events
- a more adaptable space which will accommodate a range of groups and activities throughout the week
- greater opportunity to work in partnership with community groups

Why do we need it now?

Before 2007 St Matthew's served a parish of just under 4,000 people. It now serves a population of nearly 17,000. There is a shortage of community spaces in the parish. The recent closure of some local churches has reduced the availability of suitable rooms for community use.

Our community work, led by our Community Development Manager, is highly regarded both within the diocese and in the borough as an example of how a church can engage with its community in an urban setting. The church also presents a harmonious bringing together of different ecclesiastical traditions. Our commitment is to be a vibrant place of worship and a centre for community life. The present arrangement of the church interior is ill-adapted for these purposes, limiting current use and future growth. The proposed changes, while respecting the traditional character of the building, will make it better equipped to serve the needs of both church and community.

The relationship between the church building and Church House

The presentation above makes clear that the development of these two are both elements of the same project. Church House can accommodate offices, PCC meetings, children's activities, study groups, community groups, anything involving no more than 20 people. Training events which have previously been held in church can henceforth be held in Church House. Church House provides the venue for much of our community work.

The church building is needed for the many activities listed previously which involve large numbers, as well as for any acts of public worship.

Other options considered

The section on the history of the project refers to much of what has been considered in the past. In addition to a substantial external development, comprising offices, meeting rooms, toilets and catering facilities in an extension to the north of the church, plans put forward envisaged the creation of enclosed spaces at the NW and SW corners of the nave. As mentioned, such plans posed great financial and logistical difficulties. All of this was rendered irrelevant by the coming available of the former vicarage.

In our current plans most thought has been expended on the provision of better toilet facilities. One proposal considered has been the installation of toilets in the NW corner of the nave. We have decided against it in our present project because it would be beyond our current means. We consider it more important to double our toilet capacity now, with no visual disruption to the nave, than to pin our hopes on a grand plan that would be long to achieve.

The environmental impact of our proposals

There will be an improvement in energy efficiency brought about by the new porch. The present entrance is very draughty and much heat is lost.

Of greater significance is the use of Church House for small scale meetings and events. Whereas previously it was necessary to heat the whole church building for an event involving only a handful of people, that event can now be accommodated with minimal use of energy in the energy-efficient Church House.

What is the evidence for the need?

Extensive consultations were held in 2011 and 2012 at the beginning of the planning for our project. These revealed many local needs and showed strong support for our proposed development. Whilst our plans have undergone substantial revision since then, our ongoing experience shows that local needs and public support for the improvement of our facilities remain unchanged. A further consultation was carried out in February and March 2020, involving church members, visitors, user groups and community groups. This revealed a substantial majority of favourable opinion to all aspects of the proposed reordering, with several of the proposals receiving close to unanimous approval. The detailed results of the consultation, with a representative selection of the comments made, are given at Appendix B.

The PCC, representing wider congregational opinion, strongly supports the proposed changes.

Appendix 1 – Images



St Matthew's Church with spire – impressive but austere exterior



St Matthew's interior (east window) – view that will be visible on approaching church through the new internal glass porch



Lady Chapel – side aisles already have chairs



St Matthew's interior (west window)



Kitchen/social area – busy and rather cramped



“Toddle Time” – free standing cupboards and rear pews restrict space available



Summer Fair - much manual handling of pews has been necessary to make this possible



Kitchen/serving area – space only just adequate, and free standing cupboards spoil view of nave



View of West Window and Social Area (photo courtesy of Vista Drones)



**View of church
Photo courtesy of Vista Drones**

Appendix 2 – Summary of Consultation 2020

Consultation process

The survey was released in paper and online versions (Survey Monkey) and ran between Saturday 8th February and Saturday 14th March 2020. Church members and visitors were invited to complete anonymously. A Coffee, Cake and Consultation morning was held on Saturday 14th March, 10 – 12. Our local MP, Navendu Mishra, had agreed to attend but unfortunately, the COVID-19 restrictions meant that he was unable to do so. The event was fully supported by our local councillors.

Overall results

Total number of completed surveys (paper)*	70
Total number of completed surveys (online)	36
Total	106

Note: for brevity, the results of the consultation are abridged, but the full consultation results are available on request.

Q1 Improve the porch area

We want to improve the porch area by replacing the wooden interior panelling, doors and leaded windows with internal glass doors. This will give better visibility into the church, keep out draughts, and allow better access for people with wheelchairs or buggies, as well as open access for weddings and funerals.

	YES	NO	NOT SURE
a) Do you think these improvements will improve access?	99 (94%)	3 (2%)	4 (4%)
b) Do you think these improvements will increase the quality of your visit?	91 (86%)	8 (8%)	7 (6%)
Please tell us more...			
<ul style="list-style-type: none">The glass doors would give a “window” into the church and would be more welcoming. At present it feels rather dark. Better access would definitely be a bonus for weddings and funerals			

- I suffer with anxiety so being able to see more when I come through the door would be much better for me personally. I have also brought people to the church in a wheelchair and whilst the side door is accessible it's quite heavy and on a slope so I had to leave my lady unattended whilst I opened the door to push her through. I believe the change would make a difference in this instance. I can imagine trying to get a coffin into the church for funeral can be a little difficult too. I just think it would be a much better idea.
- I think visitors are more likely to come through the door into the church if they can see what to expect in advance.
- If it keeps out drafts I think that will help keep the church warmer for longer with less use of the heating system. Also being able to see straight into church through the glass walls will make it more appealing and welcoming. Ease of access for weddings and funerals and buggies and wheelchairs is a fantastic idea.
- I think this will improve the look of the church with better visibility and give better access for people.
- I have always thought that it is difficult to see into St. Matthew's from the outside. What a wonderful improvement it will be to see all the way down the church before you enter.
- The changes will improve the entrance focus and enable ALL people to access the church easily and positively. This is well overdue and creates a much more welcoming atmosphere. The view from outside will enhance the church and its facilities.
- I just think it will take away the beauty of the entrance
- Our group Socially Yours meet every week and use the social area of church. At the moment during colder days, a draught comes through the front doors and makes the group a bit chilly. It would also be great and more inviting to new people if the front doors were open.
- Will provide a more welcoming entrance, make the porch brighter, grander and better suited to community/contemporary usage
- Improvement could, in principle, improve areas for wheelchairs and coffins, if combined with relocation of the font. Whether the proposal really would improve access would depend much on how it would be implemented, eg, sufficient door width and ease of opening. There are also possible issues with damage associated with having a glass panelled door in a location with high footfall where people will manoeuvre wheelchairs and other objects through
- Spoiling the fabric of the building, making it look like a supermarket.

Q2 Move the font

We want to improve access inside church by moving **the baptism font** to one side so that it doesn't block access or cause a trip hazard.

	YES	NO	NOT SURE
Do you think these improvements will improve access?	90 (86%)	4 (4%)	12 (11%)
Do you think these improvements will increase the quality of your visit?	80 (75%)	10 (10%)	16 (15%)

Please tell us more...

- Personally, it just doesn't seem right to do this.
- It does rather feel like a hurdle to be negotiated, especially when carrying boxes and bags in and out of the church.
- It's just in the way at the moment. Especially when I've attended events. It's kinda cumbersome where it is. Moving it to the side would be better
- The font and its symbolism will still be there, so I don't think it should cause offence to move it slightly.
- Yes. As a regular at St Matthews the font is very close to the entrance and does seem to cause an obstruction when people are leaving after a service.
- I think it depends where it is placed. At the moment being baptised directly under that window is something really quite special and I think we wouldn't want the feeling that the font was tucked 'out of the way'.
- The baptism font should remain a focal point of the church. The building should be a place of worship and representation of Christianity, first and foremost. Common sense needs to be applied in relation to Health and Safety.
- The font, whilst normally the front piece of a church, it is a hazard and restrictive entrance to the church. Particularly for FUNERALS where at the moment the north door has to be used. Again the spacious utility will be enhanced
- (1) at present, the font is an obstacle course for the disabled (2) it will ease access for those with children in buggies (3) it will open up the entrance area making it more attractive
- In line with other porch plans, will help create a more open, welcoming and safer entrance. When baptisms are taking place (and crowds gather around the font), there will be less of a fire exit hazard

Q3 Improve the toilet facilities

We want to **add a new toilet** and **improve** the current **facilities** so that it meets accessibility requirements. This will make it more inclusive and also reduce the need to queue.

	YES	NO	NOT SURE
c) Do you think these improvements will improve access?	102 (97%)	0	4 (3%)
d) Do you think these improvements will increase the quality of your visit?	99 (94%)	1 (1%)	6 (5%)

Please tell us more...

- It depends if this would affect any other old features.
- Hoorah! Yes, please, I've been stood waiting a few times - this would be a big improvement.
- We have waited far too long for this improvement. We desperately need better toilet facilities. Bring it on.
- This is just a sensible thing to do to make the church accessible
- This will be a great improvement with an additional toilet as I have noticed after the service on a Sunday there is normally a queue.
- It will be so good to double the facilities. Half the waiting time. Hallelujah.
- This depends on the building work. I will have to visit to see the plans.
- Definitely! It's great that you have one toilet as I know some older churches don't but it's a pain to have to queue up on busy days, especially when you have small children with you.
- New and improved toilets would be most welcome. It would give people the confidence to spend more time within the church and engage in the activities.
- Very interested in what's going on
- At last! A potential 2nd toilet, considering our ageing congregation this will be a boost for visitors and our congregation and enabled/disabled access more easily and accommodating. A necessity!
- More toilets are a necessity to ensure many people of differing ages and abilities can spend time in the building without worry or a queue for the toilet

Q4 Improve the kitchen area

We want to **improve and extend the kitchen area** so that people will have more facilities available to them.

	YES	NO	NOT SURE
e) Do you think these improvements will improve access?	95 (90%)	1 (1%)	10 (9%)
f) Do you think these improvements will increase the quality of your visit?	88 (83%)	4 (4%)	14 (13%)

Please tell us more...

- The hospitality offered is excellent and so welcoming - such an important part of the church's life. A more "user friendly" kitchen would make life much easier for the dedicated teams.
- The facilities have always appeared to have met the needs of the events we've attended
- St Matthew's does fabulous work but needs better facilities so it can serve the community more effectively
- This is all dependent on the development I have seen so many churches ruined by making a cafe/kitchen.
- The current kitchen area is adequate but not for large events. We can provide MORE and ORIGINAL events for the future. Progressive new areas for all groups and encourage other groups to utilise the space not available at present.
- (1) better kitchen facilities will offer more opportunities for working with our local community (2) it will make "Sunday lunch" meals much easier to prepare
- We use the kitchen facilities a lot, it can get crowded if lots want to brew up together
- An extended, improved kitchen area will allow for more possible uses of the space by a variety of groups in the community
- Offering welcome in the form of food and drink is a special feature of our church and this would help us to do this better. Other users of the building will find this an asset too.

Q5 Create a more flexible space for worship, groups and events

We want to **replace pews with chairs** to make the central area much easier to reconfigure for worship, toddler groups, school visits, fairs, open days and larger events (note that the choir stalls near the altar will remain).

	YES	NO	NOT SURE
g) Do you think these improvements will improve access?	85 (80%)	8 (8%)	13 (12%)
h) Do you think these improvements will increase the quality of your visit?	81 (76%)	15 (14%)	10 (10%)

Please tell us more...

- This would give so much more flexibility in the use of space - especially when the church is opening its doors for community events. The pews are fairly difficult to negotiate when the building is full, e.g. open days, especially for families with proms and wheelchair users
- One associates churches with PEWS -- a church is a church, therefore a place of worship -- if you want to turn it into a Social Club then by all means remove the pews --- then change your name from St Matthews Church to St Matthews Social Club. Whoever came up with the idea of removing the pews is a total and utter imbecile.
- Being disabled myself I'm not able to go to churches that still have pews cuz my wheelchair gets put at the end of a pew in the centre aisle and u feel like ur on show it's not nice
- Having a more flexible space would be great for different types of services, especially when you have kids. And the fairs and Open Day would be much better laid out if there was more flexibility.
- The pews have always been a restrictive area for progress. Replacing with chairs will create a more flexible/moveable area & be adaptable for short notice events/services. Remove the hazard of personnel accidents & contribute to a more enlightened environment.
- Flexibility in use of the nave will increase the range of activities possible. Other seating arrangements, rather than just forward facing, will encourage people-centred worship

Q6 Create a larger and more accessible space around the altar

We want to **enlarge the area around the altar** and **improve disabled access**. This will give extra space for, amongst other things, Sunday services, special events, school performances.

	YES	NO	NOT SURE
i) Do you think these improvements will improve access?	93 (88%)	2 (2%)	11 (10%)
j) Do you think these improvements will increase the quality of your visit?	84 (80%)	6 (5%)	16 (15%)

Please tell us more...

- For a small gathering it can be more intimate to gather closer to the altar.
- It will be good to have permanent accessibility to the chancel and a larger area will improve circulation around the altar when necessary.
- I've no idea how this would be done and suspect it would mean big changes to the architecture of the building. I agree with the intention but I'd need to see drawings before I express an opinion.
- What a great idea! Struggle to get buggies and wheelchairs up the step and to get around the altar table on a Sunday
- A more flexible/accessible form of worship for ALL – particularly the disabled & infirm. A more inclusive structure & family like environment
- The extra space at the front of church will certainly improve access for communion
- My son goes to the school and they struggle for space whenever performing
- Improving disabled access will make it more inclusive and also a wider space will encourage larger community groups to desire to use the space for performance
- I believe this will improve visitor experience – providing better views of the building; sight-lines and field-of-hearing will be greatly improved – assisting those who have lesser vision or are hard of hearing
- We already have temporary ramps available for the altar area. Whether the proposal really improves accessibility will depend on the specific final design
- Disabled access to that part of the church is much needed

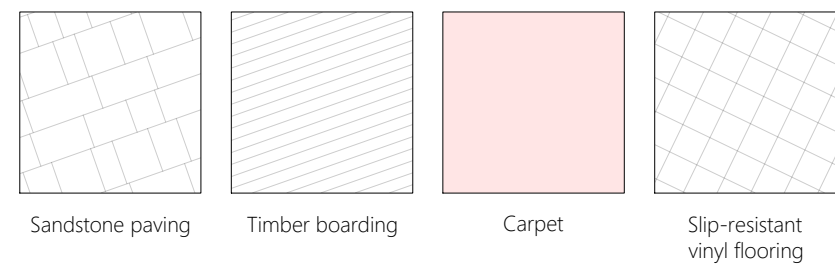
Q7 Improve storage and reduce clutter

We want to **improve the storage area** behind the organ so that we can remove some of the unsightly cupboards around the church, and also **reposition the central heating system** into this space.

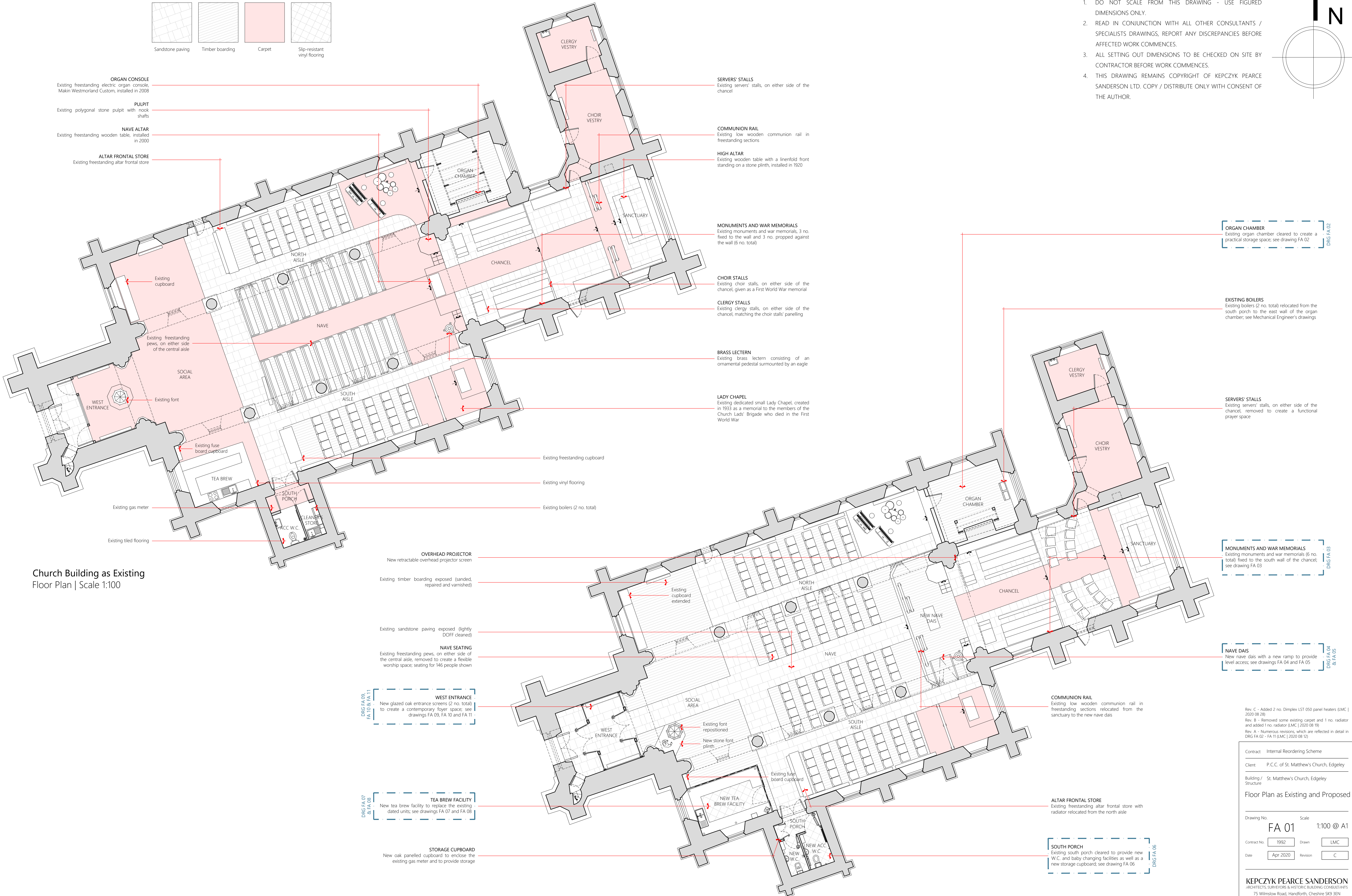
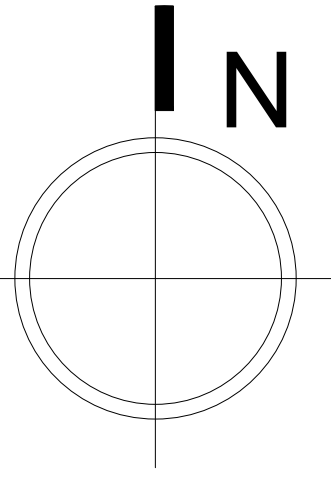
	YES	NO	NOT SURE
k) Do you think these improvements will improve access?	92 (87%)	3 (3%)	11 (10%)
l) Do you think these improvements will increase the quality of your visit?	92 (87%)	4 (4%)	10 (9%)

Please tell us more...

- It would be nice to "see" more of the church without being blocked by cupboards when you first come in. And it's a good idea to smarten the place up.
- I'm happy for us to make as best use of the church spaces as is possible. And I think this will help.
- If clearing out the cupboards to make more space this will be a good thing for the overall appearance of the church.
- What an improvement that will be. To remove the mix of unwanted cupboards that spoil the visual experience will be a real improvement. It will also be good to increase the much needed storage capacity.
- The church would look even more beautiful if things could be put away into better storage area.
- Definitely. The cupboards are unnecessary & an eyesore. The central heating system would be hidden & functional. Utilising the space better will remove many obstacles currently in the church & minimise accidents!
- This is certainly what is needed, it will be good to get rid of a lot of the clutter in church
- Removing storage and clutter from the rear of the nave to a separate storage area will improve the openness and visually integrity of the church interior
- Storage area behind the organ is not particular accessible therefore not an ideal location for storing anything that will be frequently required.
- We'll look better, can look a bit like a junk shop at times



- DO NOT SCALE FROM THIS DRAWING - USE FIGURED DIMENSIONS ONLY.
- READ IN CONJUNCTION WITH ALL OTHER CONSULTANTS / SPECIALISTS DRAWINGS, REPORT ANY DISCREPANCIES BEFORE AFFECTED WORK COMMENCES.
- ALL SETTING OUT DIMENSIONS TO BE CHECKED ON SITE BY CONTRACTOR BEFORE WORK COMMENCES.
- THIS DRAWING REMAINS COPYRIGHT OF KEPczyk PEARCE SANDERSON LTD. COPY / DISTRIBUTE ONLY WITH CONSENT OF THE AUTHOR.



Church Building as Existing
Floor Plan | Scale 1:100

Church Building as Proposed
Floor Plan | Scale 1:100

DRG FA 09
& FA 11

DRG FA 07
& FA 08

WEST ENTRANCE
New glazed oak entrance screens (2 no. total) to create a contemporary foyer space; see drawings FA 09, FA 10 and FA 11

TEA BREW FACILITY
New tea brew facility to replace the existing dated units; see drawings FA 07 and FA 08

STORAGE CUPBOARD
New oak panelled cupboard to enclose the existing gas meter and to provide storage

OVERHEAD PROJECTOR
New retractable overhead projector screen

Existing timber boarding exposed (sanded, repaired and varnished)

Existing sandstone paving exposed (lightly DOFF cleaned)

NAVE SEATING
Existing freestanding pews, on either side of the central aisle, removed to create a flexible worship space; seating for 146 people shown

WEST ENTRANCE
New glazed oak entrance screens (2 no. total) to create a contemporary foyer space; see drawings FA 09, FA 10 and FA 11

TEA BREW FACILITY
New tea brew facility to replace the existing dated units; see drawings FA 07 and FA 08

STORAGE CUPBOARD
New oak panelled cupboard to enclose the existing gas meter and to provide storage

ORGAN CHAMBER
Existing organ chamber cleared to create a practical storage space; see drawing FA 02

EXISTING BOILERS
Existing boilers (2 no. total) relocated from the south porch to the east wall of the organ chamber; see Mechanical Engineer's drawings

SERVERS' STALLS
Existing servers' stalls, on either side of the chancel, removed to create a functional prayer space

MONUMENTS AND WAR MEMORIALS
Existing monuments and war memorials (6 no. total) fixed to the south wall of the chancel; see drawing FA 03

NAVE DAIS
New nave dais with a new ramp to provide level access; see drawings FA 04 and FA 05

COMMUNION RAIL
Existing low wooden communion rail in freestanding sections, relocated from the sanctuary to the new nave dais

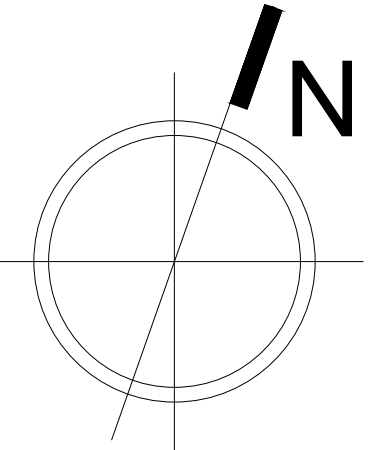
ALTAR FRONTAL STORE
Existing freestanding altar frontal store with radiator relocated from the north aisle

SOUTH PORCH
Existing south porch cleared to provide new W.C. and baby changing facilities as well as a new storage cupboard; see drawing FA 06

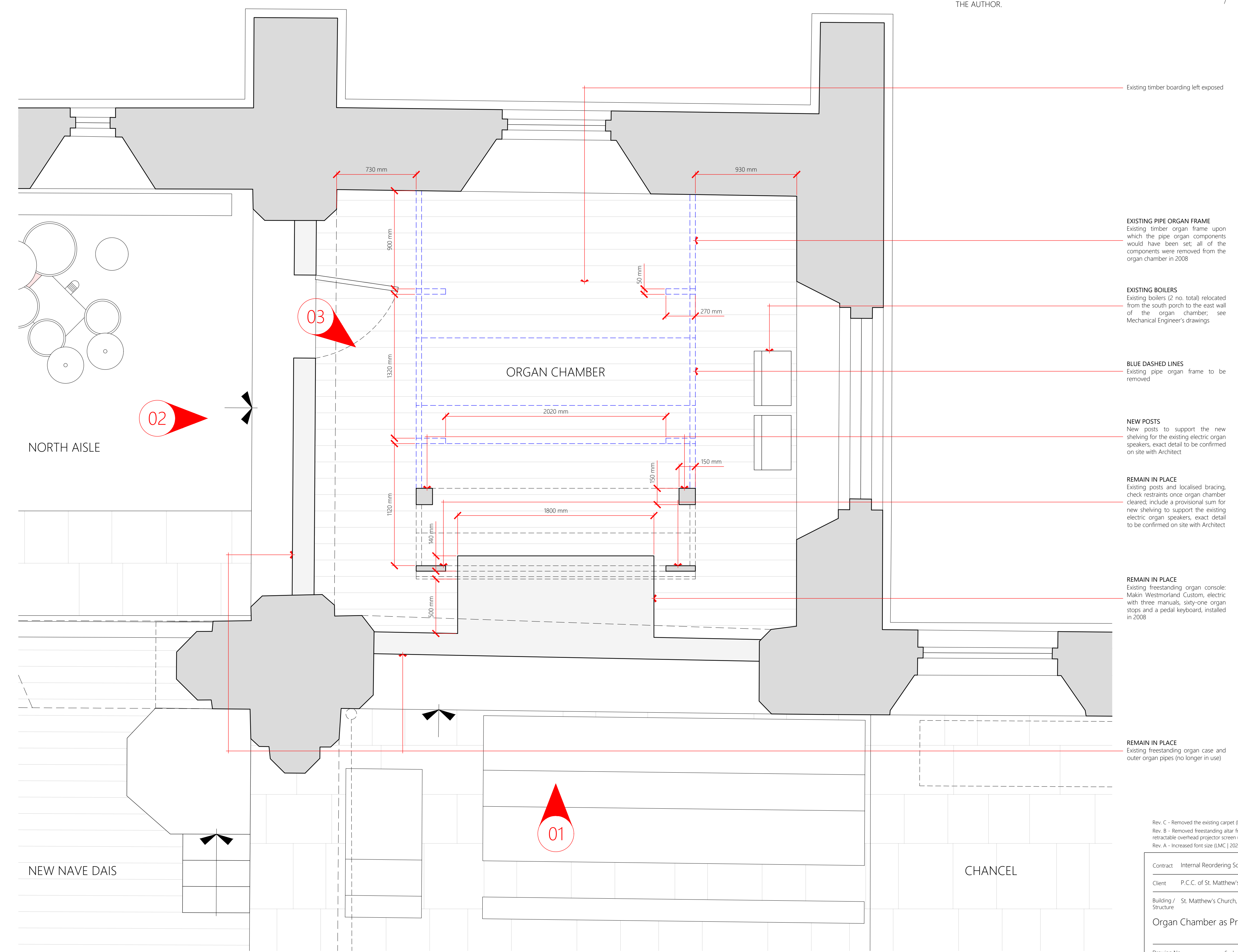
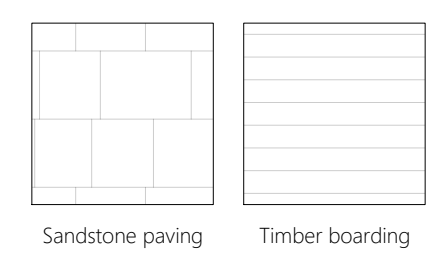
Rev. C - Added 2 no. Dimplex LST 050 panel heaters (LMC | 2020 08 28)
Rev. B - Removed some existing carpet and 1 no. radiator and added 1 no. radiator (LMC | 2020 08 19)
Rev. A - Numerous revisions, which are reflected in detail in DRG FA 02 - FA 11 (LMC | 2020 08 12)

Contract	Internal Reordering Scheme		
Client	P.C.C. of St. Matthew's Church, Edgeley		
Building / Structure	St. Matthew's Church, Edgeley		
Floor Plan as Existing and Proposed			
Drawing No.	Scale		
FA 01	1:100 @ A1		
Contract No.	1992	Drawn	LMC
Date	Apr 2020	Revision	C

KEPCZYK PEARCE SANDERSON
ARCHITECTS, SURVEYORS & HISTORIC BUILDING CONSULTANTS
75 Wilmslow Road, Handforth, Cheshire SK9 3EN
Tel: 01625 400703 Email: info@kpsarchitects.co.uk



1. DO NOT SCALE FROM THIS DRAWING - USE FIGURED DIMENSIONS ONLY.
2. READ IN CONJUNCTION WITH ALL OTHER CONSULTANTS / SPECIALISTS DRAWINGS, REPORT ANY DISCREPANCIES BEFORE AFFECTED WORK COMMENCES.
3. ALL SETTING OUT DIMENSIONS TO BE CHECKED ON SITE BY CONTRACTOR BEFORE WORK COMMENCES.
4. THIS DRAWING REMAINS COPYRIGHT OF KEPczyk PEARCE SANDERSON LTD. COPY / DISTRIBUTE ONLY WITH CONSENT OF THE AUTHOR.



- Existing timber boarding left exposed
- EXISTING PIPE ORGAN FRAME**
Existing timber organ frame upon which the pipe organ components would have been set, all of the components were removed from the organ chamber in 2008
- EXISTING BOILERS**
Existing boilers (2 no. total) relocated from the south porch to the east wall of the organ chamber; see Mechanical Engineer's drawings
- BLUE DASHED LINES**
Existing pipe organ frame to be removed
- NEW POSTS**
New posts to support the new shelving for the existing electric organ speakers, exact detail to be confirmed on site with Architect
- REMAIN IN PLACE**
Existing posts and localised bracing, check restraints once organ chamber cleared; include a provisional sum for new shelving to support the existing electric organ speakers, exact detail to be confirmed on site with Architect
- REMAIN IN PLACE**
Existing freestanding organ console: Makin Westmorland Custom, electric with three manuals, sixty-one organ stops and a pedal keyboard, installed in 2008
- REMAIN IN PLACE**
Existing freestanding organ case and outer organ pipes (no longer in use)

Organ Chamber as Proposed
Floor Plan | Scale 1:20

Rev. C - Removed the existing carpet (LMC | 2020 08 19)
Rev. B - Removed freestanding altar frontal store and added retractable overhead projector screen (LMC | 2020 08 10)
Rev. A - Increased font size (LMC | 2020 04 29)

Contract	Internal Reordering Scheme		
Client	P.C.C. of St. Matthew's Church, Edgeley		
Building / Structure	St. Matthew's Church, Edgeley		
Organ Chamber as Proposed			
Drawing No.	FA 02	Scale	1:20 @ A1
Contract No.	1992	Drawn	LMC
Date	Apr 2020	Revision	C

ORGAN CHAMBER
Existing organ chamber cleared to create a practical storage space; drawing FA 02


KEPCZYK PEARCE SANDERSON
ARCHITECTS, SURVEYORS & HISTORIC BUILDING CONSULTANTS
75 Winslow Road, Handforth, Cheshire SK9 3EN
Tel: 01625 400703 Email: info@kpsarchitects.co.uk



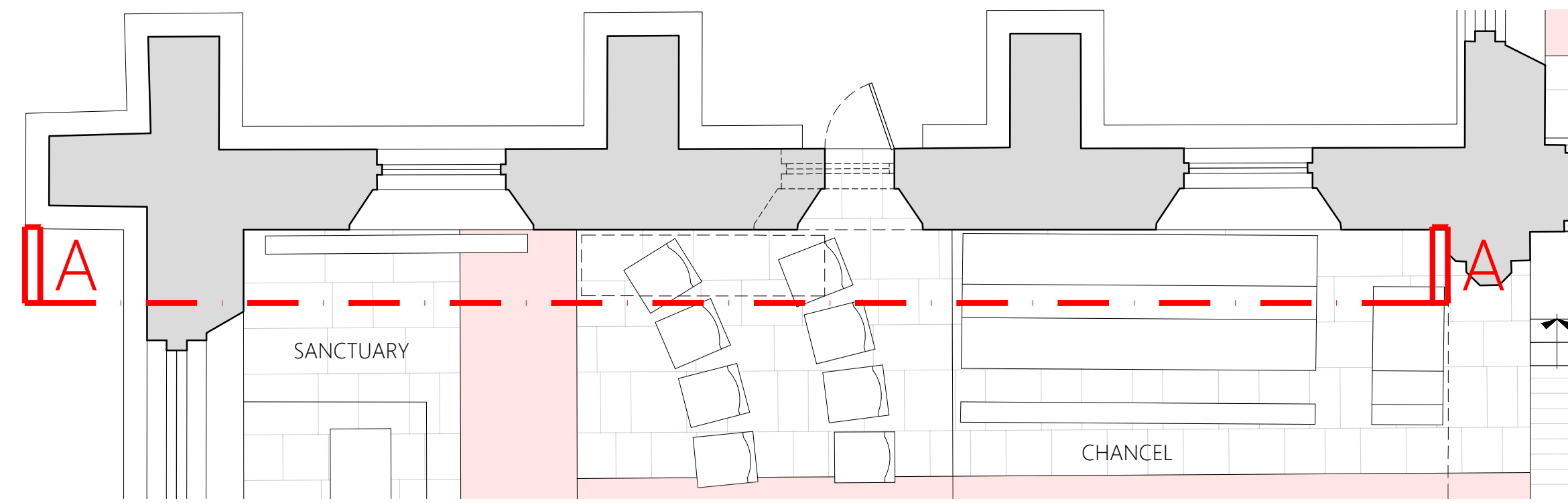
Photograph 01
Existing freestanding organ case and outer organ pipes (no longer in use)



Photograph 02
Existing freestanding organ case and outer organ pipes (no longer in use)



Photograph 03
Existing timber organ frame upon which the pipe organ components would have been set

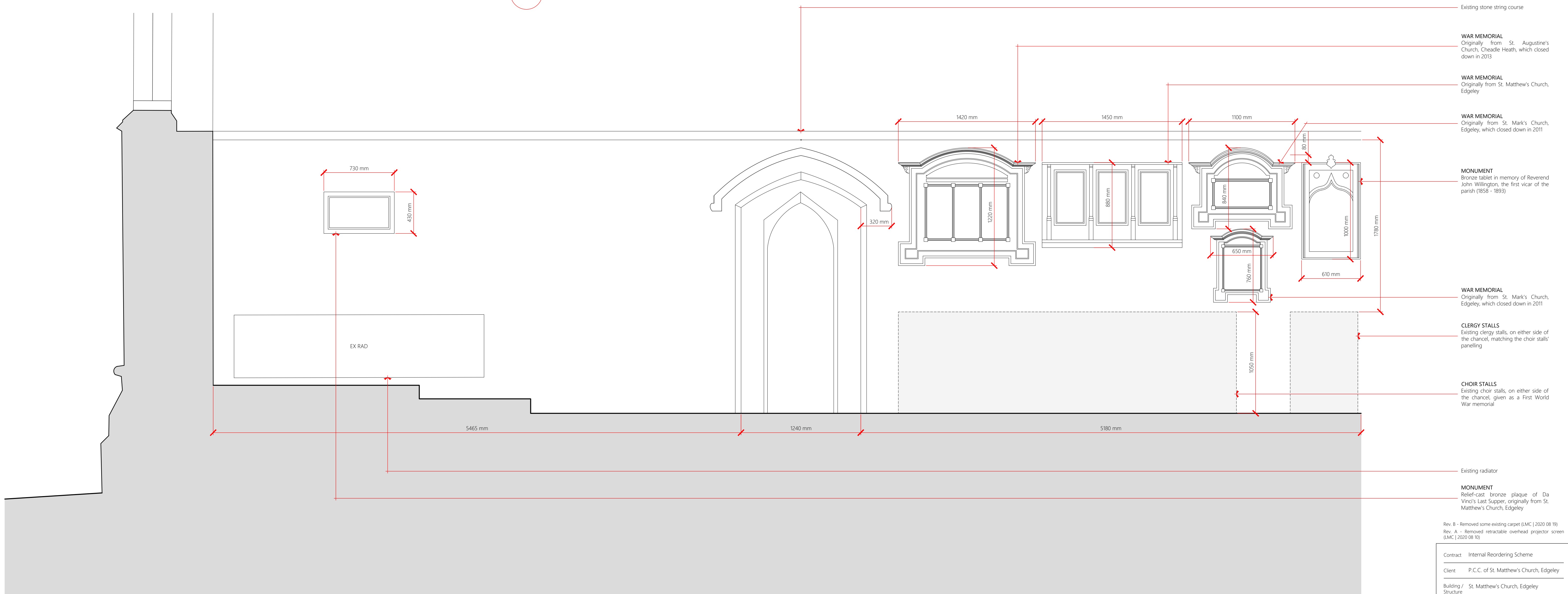
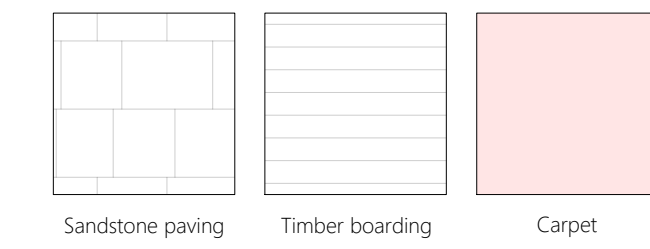
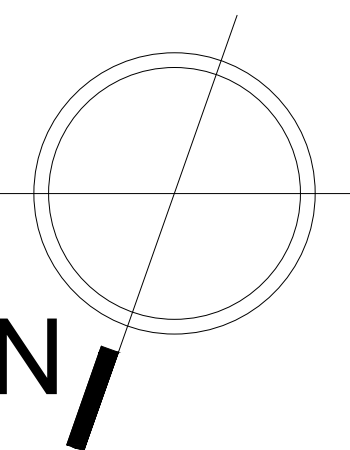


Monuments and War Memorials
Floor Plan | Scale 1:50



Photograph 04
Existing monuments and war memorials (6 no. total)

1. DO NOT SCALE FROM THIS DRAWING - USE FIGURED DIMENSIONS ONLY.
2. READ IN CONJUNCTION WITH ALL OTHER CONSULTANTS / SPECIALISTS DRAWINGS, REPORT ANY DISCREPANCIES BEFORE AFFECTED WORK COMMENCES.
3. ALL SETTING OUT DIMENSIONS TO BE CHECKED ON SITE BY CONTRACTOR BEFORE WORK COMMENCES.
4. THIS DRAWING REMAINS COPYRIGHT OF KEPczyk PEARCE SANDERSON LTD. COPY / DISTRIBUTE ONLY WITH CONSENT OF THE AUTHOR.



Monuments and War Memorials
Section A | Scale 1:20

- Existing stone string course
- WAR MEMORIAL**
Originally from St. Augustine's Church, Cheadle Heath, which closed down in 2013
- WAR MEMORIAL**
Originally from St. Matthew's Church, Edgeley
- WAR MEMORIAL**
Originally from St. Mark's Church, Edgeley, which closed down in 2011
- MONUMENT**
Bronze tablet in memory of Reverend John Willington, the first vicar of the parish (1858 - 1893)
- WAR MEMORIAL**
Originally from St. Mark's Church, Edgeley, which closed down in 2011
- CLERGY STALLS**
Existing clergy stalls, on either side of the chancel, matching the choir stalls' panelling
- CHOIR STALLS**
Existing choir stalls, on either side of the chancel, given as a First World War memorial
- Existing radiator
- MONUMENT**
Relief-cast bronze plaque of Da Vinci's Last Supper, originally from St. Matthew's Church, Edgeley

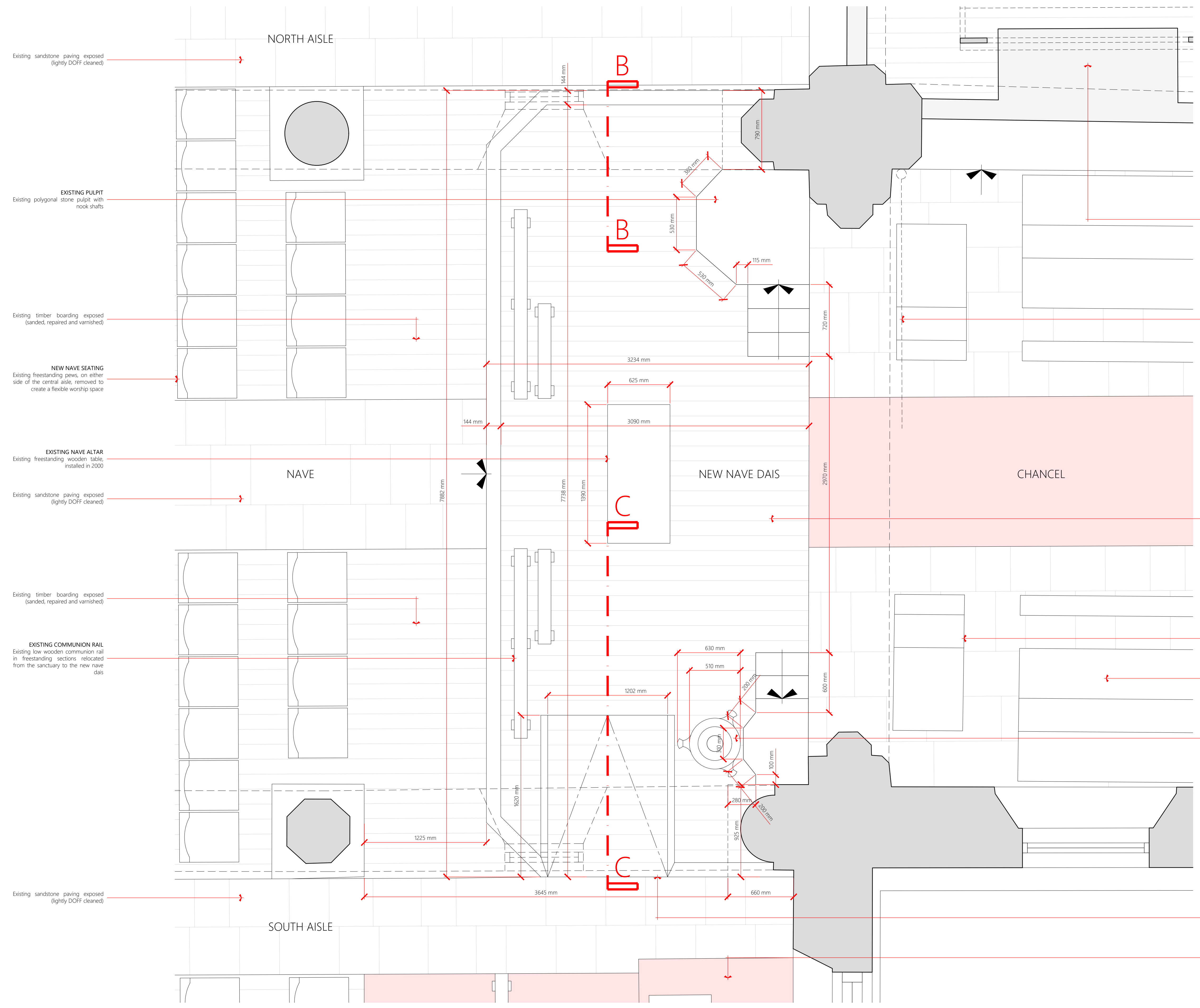
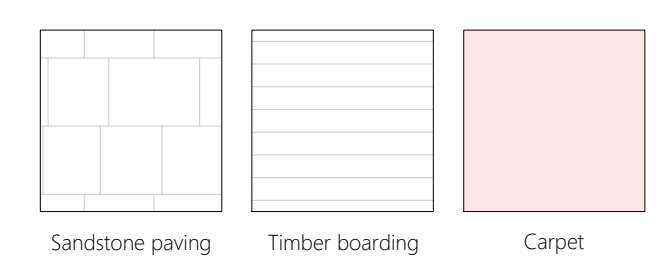
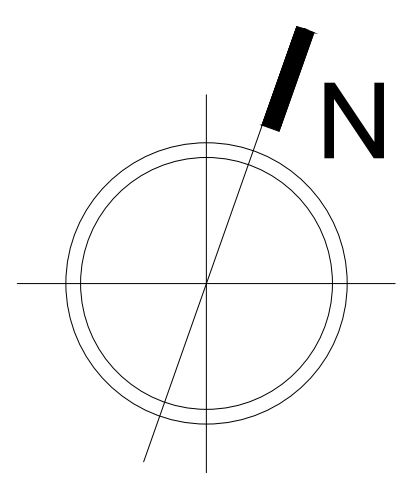
Rev. B - Removed some existing carpet (LMC) 2020 08 19
Rev. A - Removed retractable overhead projector screen (LMC) 2020 08 10

Contract	Internal Reordering Scheme		
Client	P.C.C. of St. Matthew's Church, Edgeley		
Building/ Structure	St. Matthew's Church, Edgeley		
Monuments and War Memorials			
Drawing No.	FA 03	Scale	Various @ A1
Contract No.	1992	Drawn	LMC
Date	Apr 2020	Revision	B

MONUMENTS AND WAR MEMORIALS
Existing monuments and war memorials (6 no. total) fixed to the south wall of the chancel; drawing FA 03

KEPCZYK PEARCE SANDERSON
ARCHITECTS, SURVEYORS & HISTORIC BUILDING CONSULTANTS
75 Winslow Road, Handforth, Cheshire SK9 3EN
Tel: 01625 400703 Email: info@kpsarchitects.co.uk

- DO NOT SCALE FROM THIS DRAWING - USE FIGURED DIMENSIONS ONLY.
- READ IN CONJUNCTION WITH ALL OTHER CONSULTANTS / SPECIALISTS DRAWINGS, REPORT ANY DISCREPANCIES BEFORE AFFECTED WORK COMMENCES.
- ALL SETTING OUT DIMENSIONS TO BE CHECKED ON SITE BY CONTRACTOR BEFORE WORK COMMENCES.
- THIS DRAWING REMAINS COPYRIGHT OF KEPczyk PEARCE SANDERSON LTD. COPY / DISTRIBUTE ONLY WITH CONSENT OF THE AUTHOR.



EXISTING ORGAN CONSOLE
Existing freestanding electric organ console, Makin Westmorland Custom, installed in 2008

NEW OVERHEAD PROJECTOR
New retractable overhead projector screen

NEW NAVE DAIS
New 22 mm tongue and groove oak boarding (clear grade with minimal knots, etc.); main floor area to receive two coats of clear hard wax stain finish (Treatex or equal approved) and nosings to receive two coats of medium oak hard wax stain finish (Treatex or equal approved) - samples to be provided for approval

EXISTING CLERGY STALLS
Existing clergy stalls, on either side of the chancel, matching the choir stalls' panelling

EXISTING CHOIR STALLS
Existing choir stalls, on either side of the chancel, given as a First World War memorial

EXISTING BRASS LECTERN
Existing brass lectern consisting of an ornamental pedestal surmounted by an eagle

NEW RAMP
1:12 gradient and 135 mm rise

EXISTING LADY CHAPEL
Existing dedicated small Lady Chapel, created in 1933 as a memorial to the members of the Church Lads' Brigade who died in the First World War

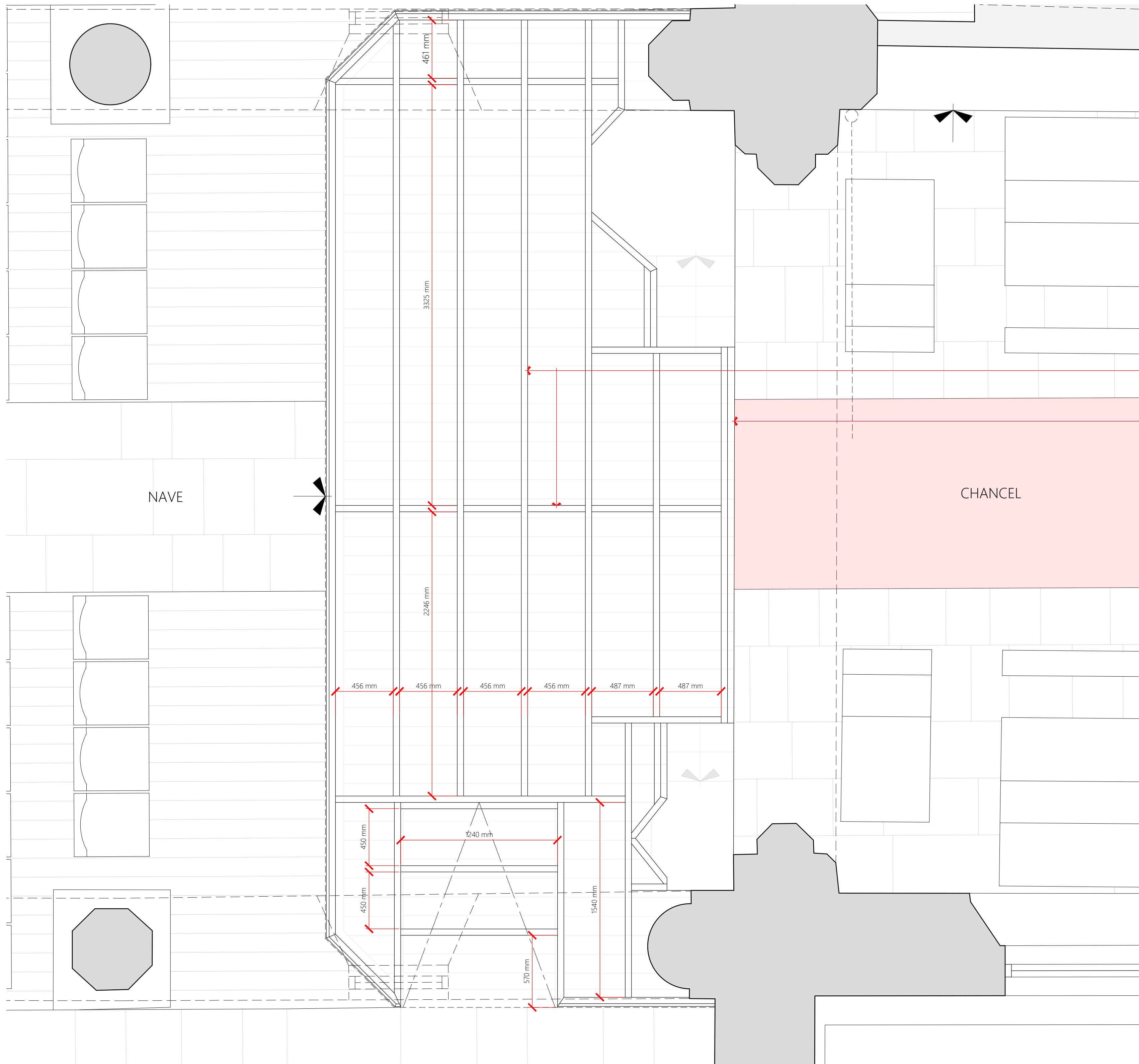
NAVE DAIS
New nave dais with a new ramp to provide level access; drawings FA 04 and FA 05

Nave Dais as Proposed
Floor Plan | Scale 1:20

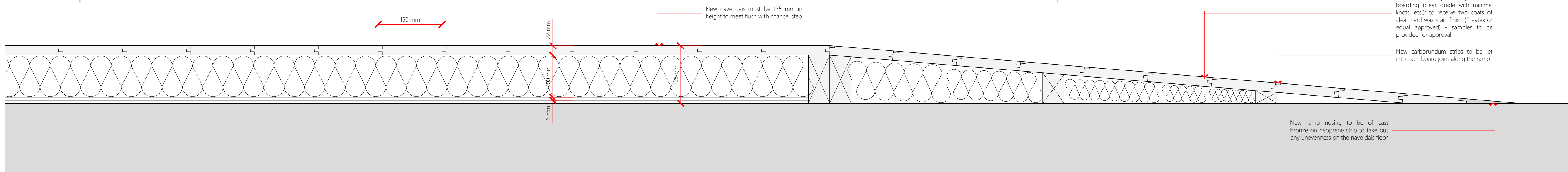
Rev. C - Removed some existing carpet (LMC) 2020 08 19
Rev. B - Relocated retractable overhead projector screen (LMC) 2020 08 19
Rev. A - Increased font size and revised section names (LMC) 2020 04 29

Contract	Internal Reordering Scheme		
Client	P.C.C. of St. Matthew's Church, Edgeley		
Building / Structure	St. Matthew's Church, Edgeley		
Nave Dais as Proposed			
Drawing No.	FA 04	Scale	1:20 @ A1
Contract No.	1992	Drawn	LMC
Date	Apr 2020	Revision	C

KEPCZYK PEARCE SANDERSON
ARCHITECTS, SURVEYORS & HISTORIC BUILDING CONSULTANTS
75 Winslow Road, Handforth, Cheshire SK9 3EN
Tel: 01625 400703 Email: info@kpsarchitects.co.uk

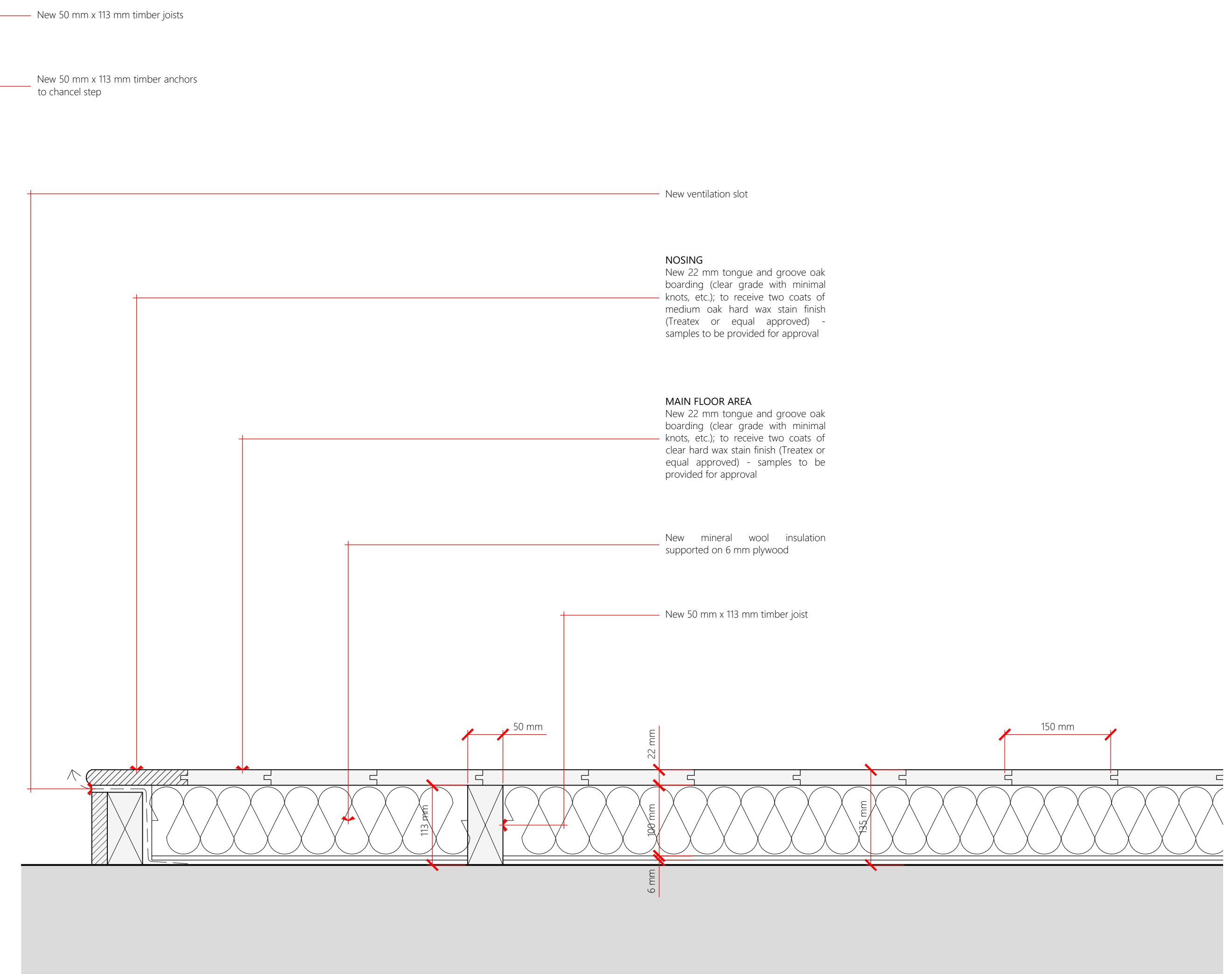
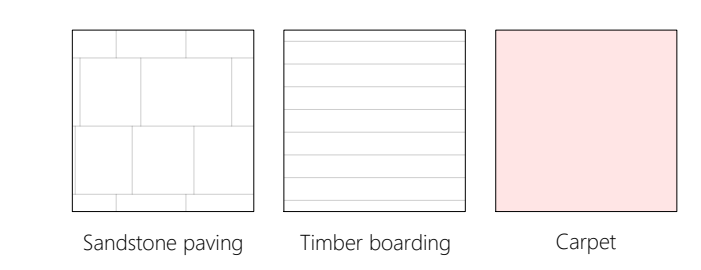
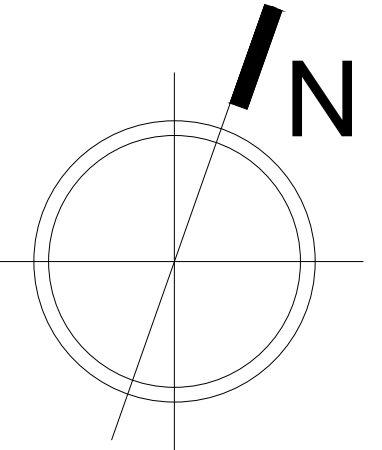


Nave Dais as Proposed
Structure Plan | Scale 1:20



Nave Dais as Proposed
Section C | Scale 1:5

1. DO NOT SCALE FROM THIS DRAWING - USE FIGURED DIMENSIONS ONLY.
2. READ IN CONJUNCTION WITH ALL OTHER CONSULTANTS / SPECIALISTS DRAWINGS, REPORT ANY DISCREPANCIES BEFORE AFFECTED WORK COMMENCES.
3. ALL SETTING OUT DIMENSIONS TO BE CHECKED ON SITE BY CONTRACTOR BEFORE WORK COMMENCES.
4. THIS DRAWING REMAINS COPYRIGHT OF KEP CZYK PEARCE SANDERSON LTD. COPY / DISTRIBUTE ONLY WITH CONSENT OF THE AUTHOR.



Nave Dais as Proposed
Section B | Scale 1:5

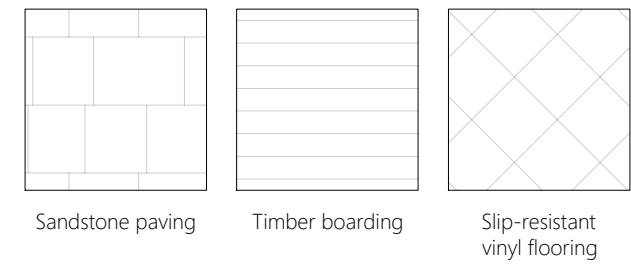
- RAMP**
New 22 mm tongue and groove oak boarding (clear grade with minimal knots, etc.); to receive two coats of clear hard wax stain finish (Treatex or equal approved) - samples to be provided for approval
- New carbonium strips to be let into each board joint along the ramp

Rev. C - Removed some existing carpet (LMC) | 2020 08 19
Rev. B - Relocated retractable overhead projector screen (LMC) | 2020 08 19
Rev. A - Increased font size and revised section names (LMC) | 2020 04 29

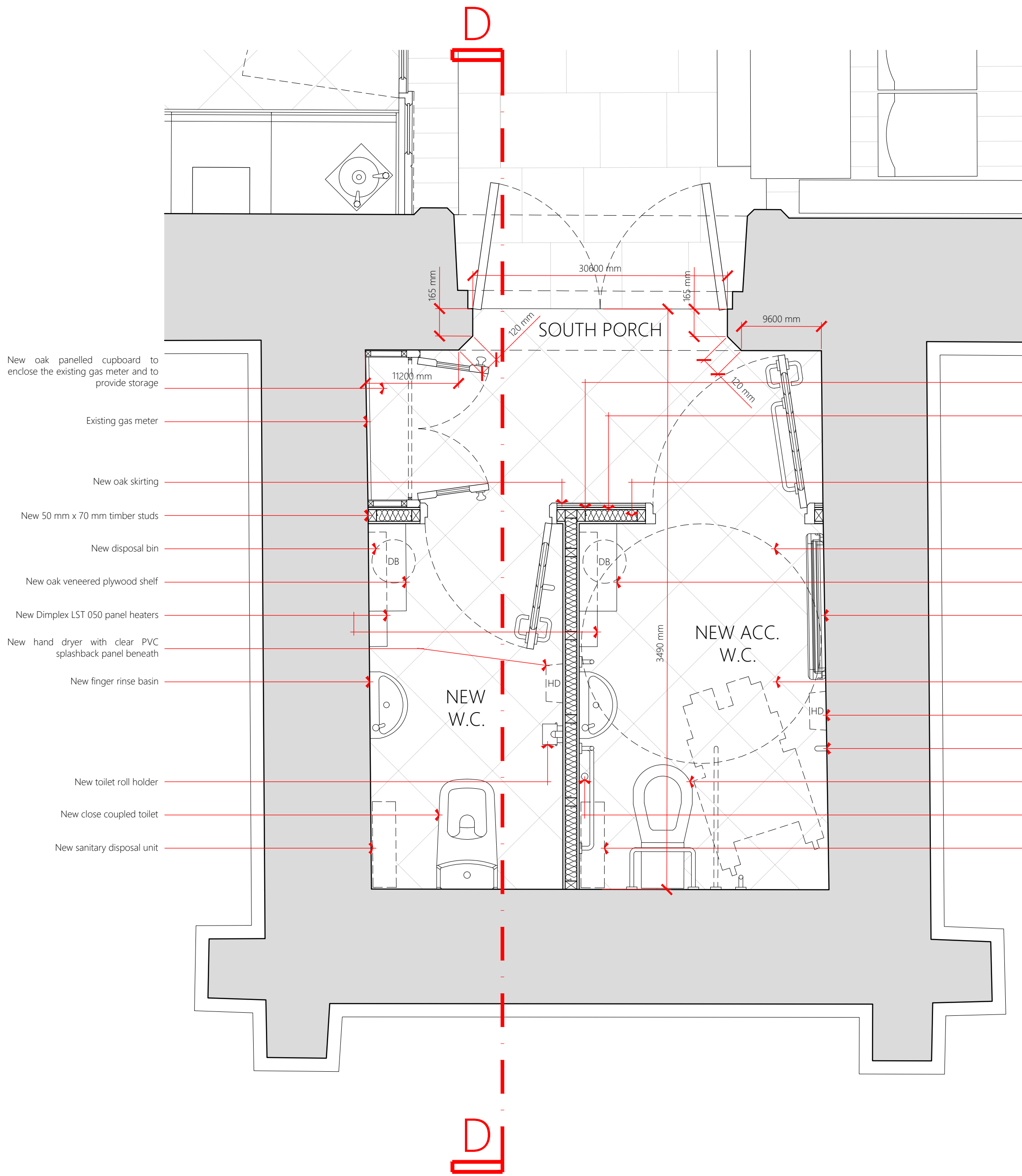
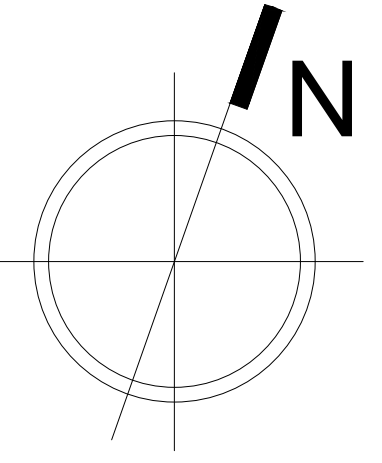
Contract	Internal Reordering Scheme		
Client	P.C.C. of St. Matthew's Church, Edgeley		
Building / Structure	St. Matthew's Church, Edgeley		
Nave Dais as Proposed			
Drawing No.	FA 05	Scale	Various @ A1
Contract No.	1992	Drawn	LMC
Date	Apr 2020	Revision	C

NAVE DAIS
New nave dais with a new ramp to provide level access; drawings FA 04 and FA 05

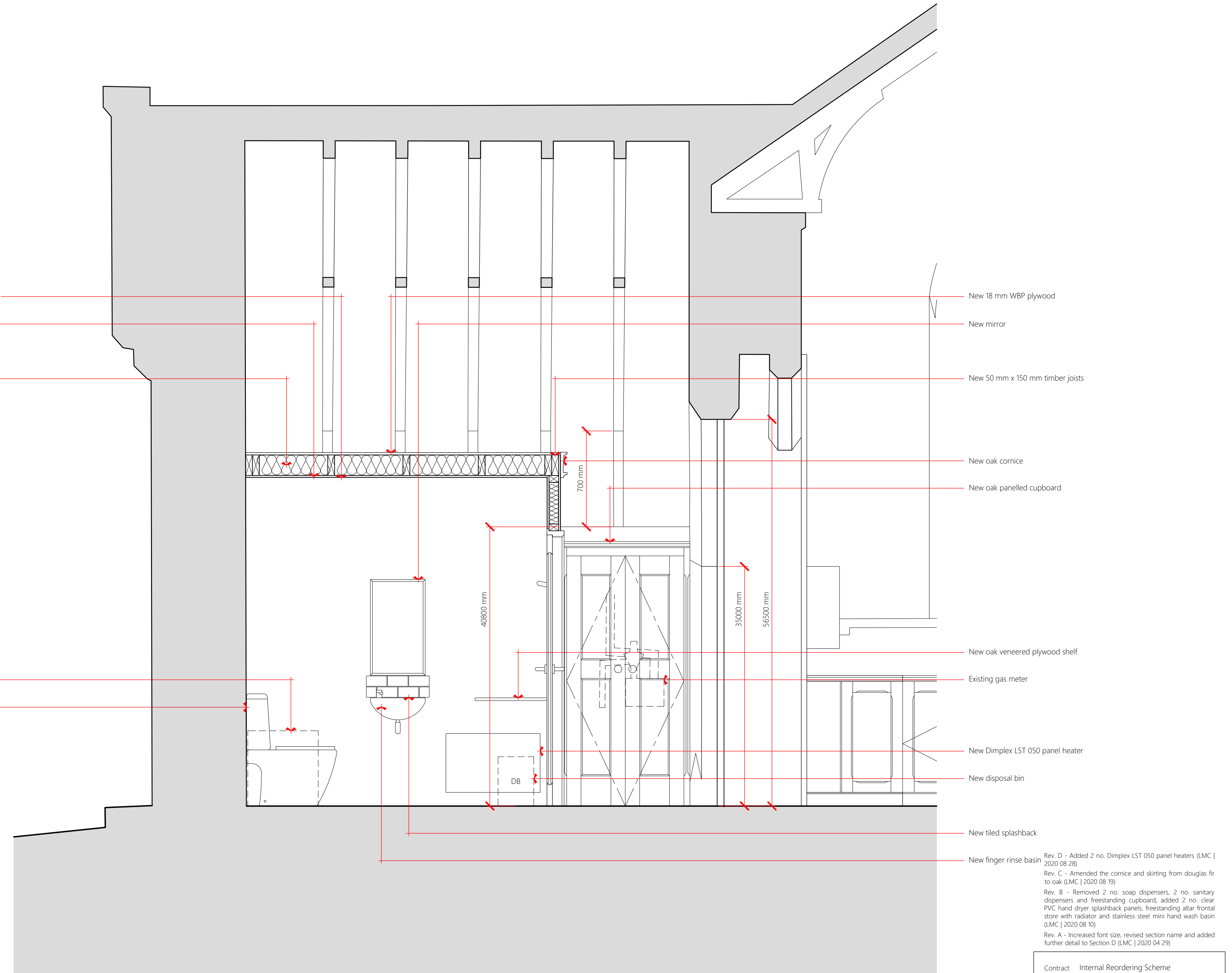
KEPCZYK PEARCE SANDERSON
ARCHITECTS, SURVEYORS & HISTORIC BUILDING CONSULTANTS
75 Winslow Road, Handforth, Cheshire SK9 3EN
Tel: 01625 400703 Email: info@kpsarchitects.co.uk



1. DO NOT SCALE FROM THIS DRAWING - USE FIGURED DIMENSIONS ONLY.
2. READ IN CONJUNCTION WITH ALL OTHER CONSULTANTS / SPECIALISTS DRAWINGS, REPORT ANY DISCREPANCIES BEFORE AFFECTED WORK COMMENCES.
3. ALL SETTING OUT DIMENSIONS TO BE CHECKED ON SITE BY CONTRACTOR BEFORE WORK COMMENCES.
4. THIS DRAWING REMAINS COPYRIGHT OF KEP CZYK PEARCE SANDERSON LTD. COPY / DISTRIBUTE ONLY WITH CONSENT OF THE AUTHOR.



South Porch as Proposed
Floor Plan | Scale 1:20



South Porch as Proposed
Section D | Scale 1:20

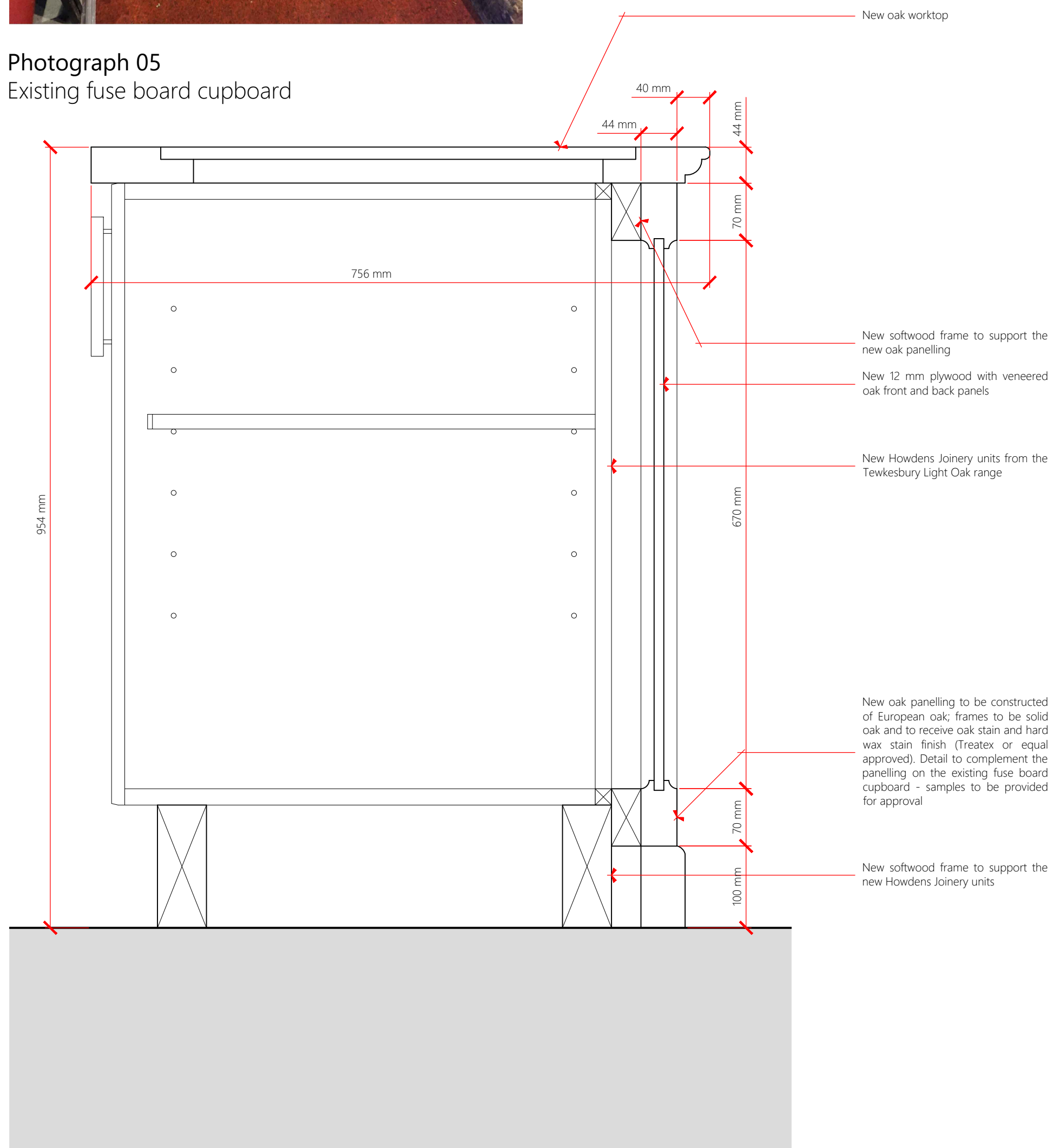
SOUTH PORCH
Existing south porch cleared to provide new W.C. and baby changing facilities as well as a new storage cupboard; drawing FA 06

- Rev. D - Added 2 no. Dimplex LST 050 panel heaters (LMC | 2020 08 29)
- Rev. C - Amended the cornice and skirting from Douglas fir to oak (LMC | 2020 08 19)
- Rev. B - Removed 2 no. soap dispensers, 2 no. sanitary dispensers and freestanding cupboards added 2 no. clear PVC hand dryer splashback panels, freestanding altar frontal stone with radiator and stainless steel mini hand wash basin (LMC | 2020 08 10)
- Rev. A - Increased font size, revised section name and added further detail to Section D (LMC | 2020 04 29)

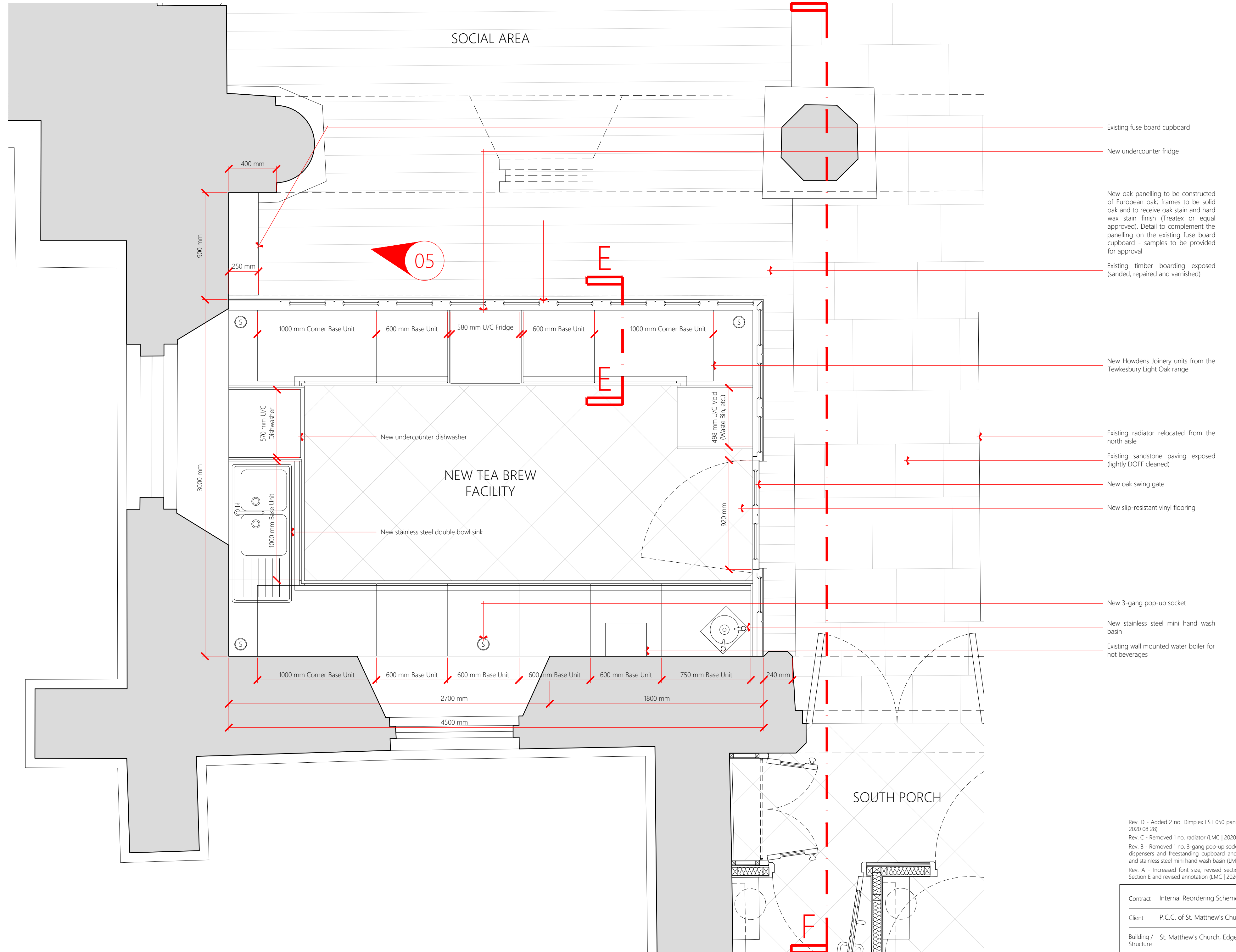
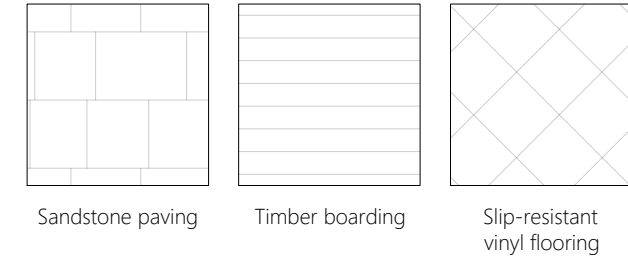
Contract	Internal Reordering Scheme		
Client	P.C.C. of St. Matthew's Church, Edgeley		
Building / Structure	St. Matthew's Church, Edgeley		
South Porch as Proposed			
Drawing No.	FA 06	Scale	1:20 @ A1
Contract No.	1992	Drawn	LMC
Date	Mar 2020	Revision	D
KEPCZYK PEARCE SANDERSON ARCHITECTS, SURVEYORS & HISTORIC BUILDING CONSULTANTS 75 Winslow Road, Handforth, Cheshire SK9 3EN Tel: 01625 400703 Email: info@kpsarchitects.co.uk			



Photograph 05
Existing fuse board cupboard

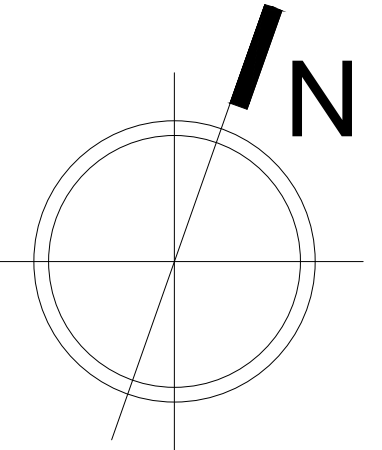


Tea Brew Facility as Proposed
Section E | Scale 1:5



Tea Brew Facility as Proposed
Floor Plan | Scale 1:20

1. DO NOT SCALE FROM THIS DRAWING - USE FIGURED DIMENSIONS ONLY.
2. READ IN CONJUNCTION WITH ALL OTHER CONSULTANTS / SPECIALISTS DRAWINGS, REPORT ANY DISCREPANCIES BEFORE AFFECTED WORK COMMENCES.
3. ALL SETTING OUT DIMENSIONS TO BE CHECKED ON SITE BY CONTRACTOR BEFORE WORK COMMENCES.
4. THIS DRAWING REMAINS COPYRIGHT OF KEPczyk PEARCE SANDERSON LTD. COPY / DISTRIBUTE ONLY WITH CONSENT OF THE AUTHOR.



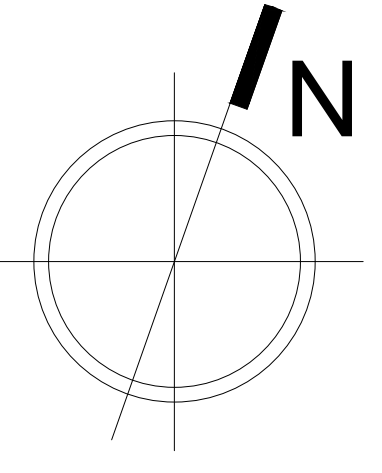
Rev. D - Added 2 no. Dimplex LST 050 panel heaters (LMC | 2020 08 28)
 Rev. C - Removed 1 no. radiator (LMC | 2020 08 19)
 Rev. B - Removed 1 no. 3-gang pop-up socket, 2 no. sanitary dispensers and freestanding cupboard and added radiator and stainless steel mini hand wash basin (LMC | 2020 08 18)
 Rev. A - Increased font size, revised section name, added Section E and revised annotation (LMC | 2020 04 30)

Contract	Internal Reordering Scheme		
Client	P.C.C. of St. Matthew's Church, Edgeley		
Building/ Structure	St. Matthew's Church, Edgeley		
Tea Brew Facility as Proposed			
Drawing No.	FA 07	Scale	Various @ A1
Contract No.	1992	Drawn	LMC
Date	Apr 2020	Revision	D

TEA BREW FACILITY
 New tea brew facility to replace the existing dated units; drawings FA 07 and FA 08

KEPCZYK PEARCE SANDERSON
 ARCHITECTS, SURVEYORS & HISTORIC BUILDING CONSULTANTS
 75 Winslow Road, Handforth, Cheshire SK9 3EN
 Tel: 01625 400703 Email: info@kpsarchitects.co.uk

1. DO NOT SCALE FROM THIS DRAWING - USE FIGURED DIMENSIONS ONLY.
2. READ IN CONJUNCTION WITH ALL OTHER CONSULTANTS / SPECIALISTS DRAWINGS, REPORT ANY DISCREPANCIES BEFORE AFFECTED WORK COMMENCES.
3. ALL SETTING OUT DIMENSIONS TO BE CHECKED ON SITE BY CONTRACTOR BEFORE WORK COMMENCES.
4. THIS DRAWING REMAINS COPYRIGHT OF KEPczyk PEARCE SANDERSON LTD. COPY / DISTRIBUTE ONLY WITH CONSENT OF THE AUTHOR.



Existing wall mounted water boiler for hot beverages

New oak swing gate

New oak panelling to be constructed of European oak; frames to be solid oak and to receive oak stain and hard wax stain finish (Treatex or equal approved). Detail to complement the panelling on the existing fuse board cupboard - samples to be provided for approval

Existing fuse board cupboard



Tea Brew Facility as Proposed
Section F | Scale 1:20

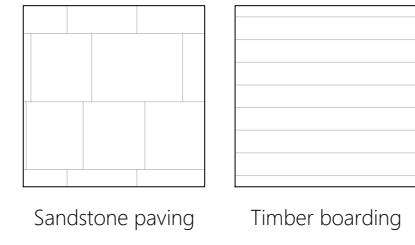
Rev. B - Added a Dimplex LST 050 panel heater (LMC | 2020 08 20)

Rev. A - Removed soap dispenser and sanitary dispenser and redesigned stone front plinth (LMC | 2020 08 11)

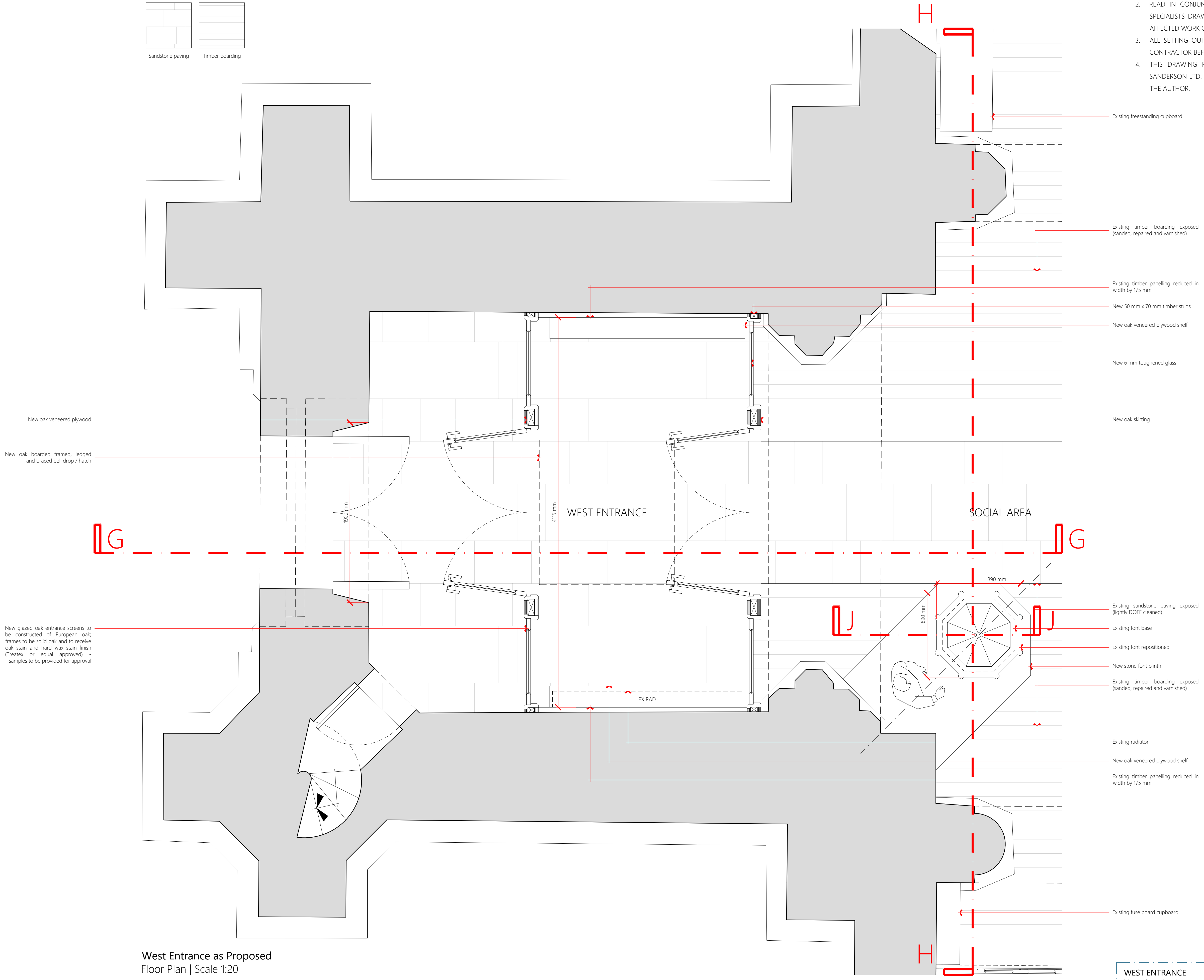
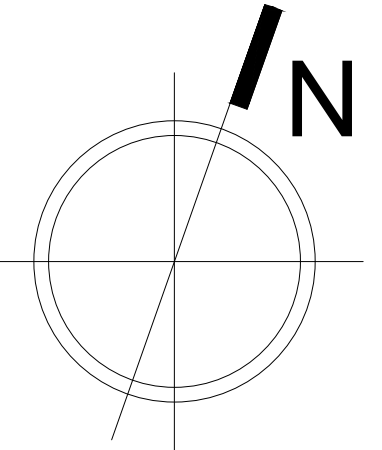
Contract	Internal Reordering Scheme		
Client	P.C.C. of St. Matthew's Church, Edgeley		
Building / Structure	St. Matthew's Church, Edgeley		
Tea Brew Facility as Proposed			
Drawing No.	FA 08	Scale	1:20 @ A1
Contract No.	1992	Drawn	LMC
Date	Apr 2020	Revision	B

TEA BREW FACILITY
New tea brew facility to replace the existing dated units; drawings FA 07 and FA 08

KEPCZYK PEARCE SANDERSON
ARCHITECTS, SURVEYORS & HISTORIC BUILDING CONSULTANTS
75 Wilmslow Road, Handforth, Cheshire SK9 3EN
Tel: 01625 400703 Email: info@kpsarchitects.co.uk



1. DO NOT SCALE FROM THIS DRAWING - USE FIGURED DIMENSIONS ONLY.
2. READ IN CONJUNCTION WITH ALL OTHER CONSULTANTS / SPECIALISTS DRAWINGS, REPORT ANY DISCREPANCIES BEFORE AFFECTED WORK COMMENCES.
3. ALL SETTING OUT DIMENSIONS TO BE CHECKED ON SITE BY CONTRACTOR BEFORE WORK COMMENCES.
4. THIS DRAWING REMAINS COPYRIGHT OF KEP CZYK PEARCE SANDERSON LTD. COPY / DISTRIBUTE ONLY WITH CONSENT OF THE AUTHOR.



West Entrance as Proposed
Floor Plan | Scale 1:20

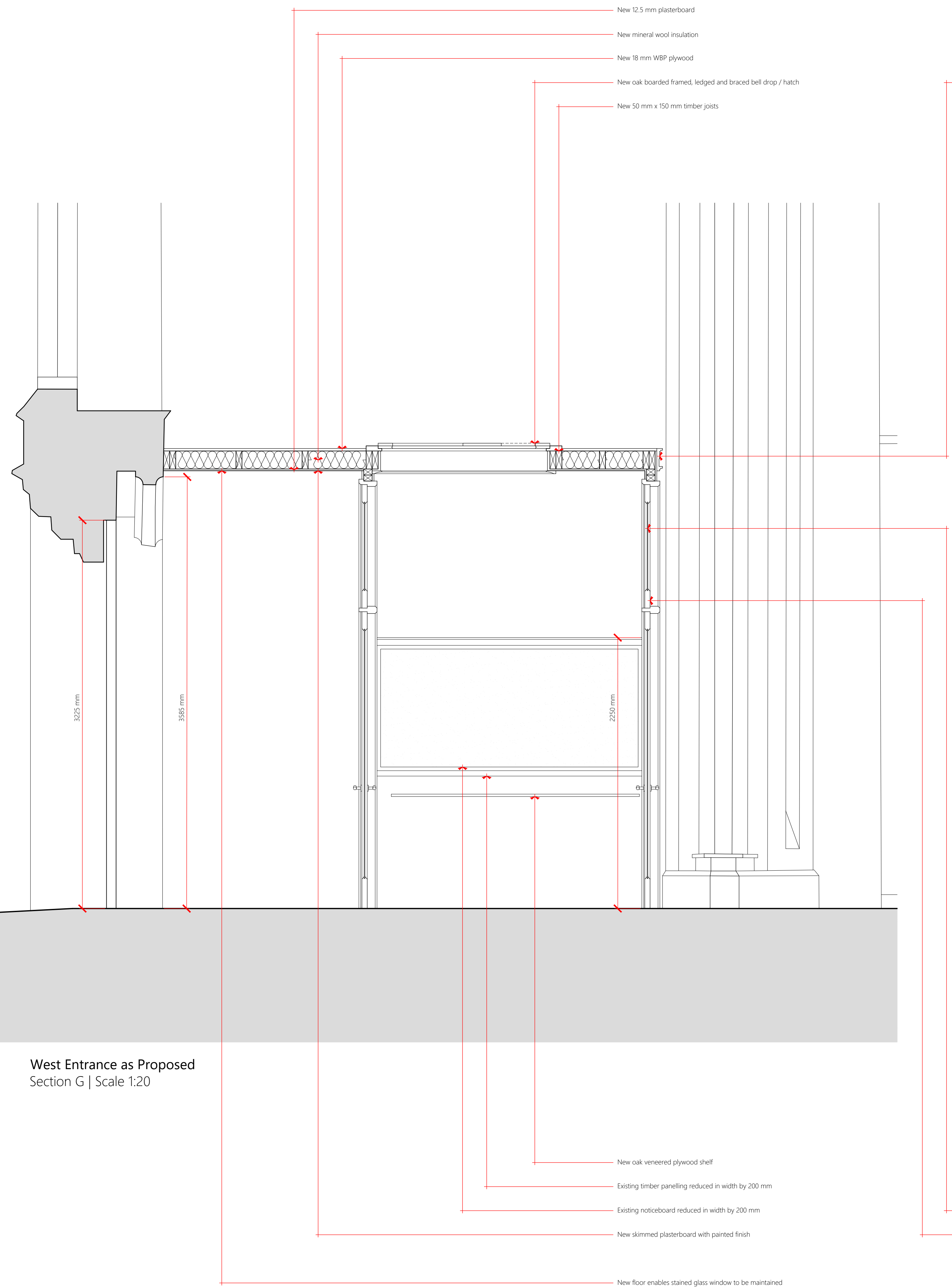
WEST ENTRANCE
New glazed oak entrance screens (2 no. total) to create a contemporary foyer space; see drawings FA 09, FA 10 and FA 11

- Rev. D - Removed 1 no. existing radiator (LMC | 2020 09 01)
- Rev. C - Amended the skirting from douglas fir to oak (LMC | 2020 08 19)
- Rev. B - Revised cut line of Section H and Section J and redesigned stone font plinth (LMC | 2020 08 11)
- Rev. A - Increased font size and revised section names (LMC | 2020 04 29)

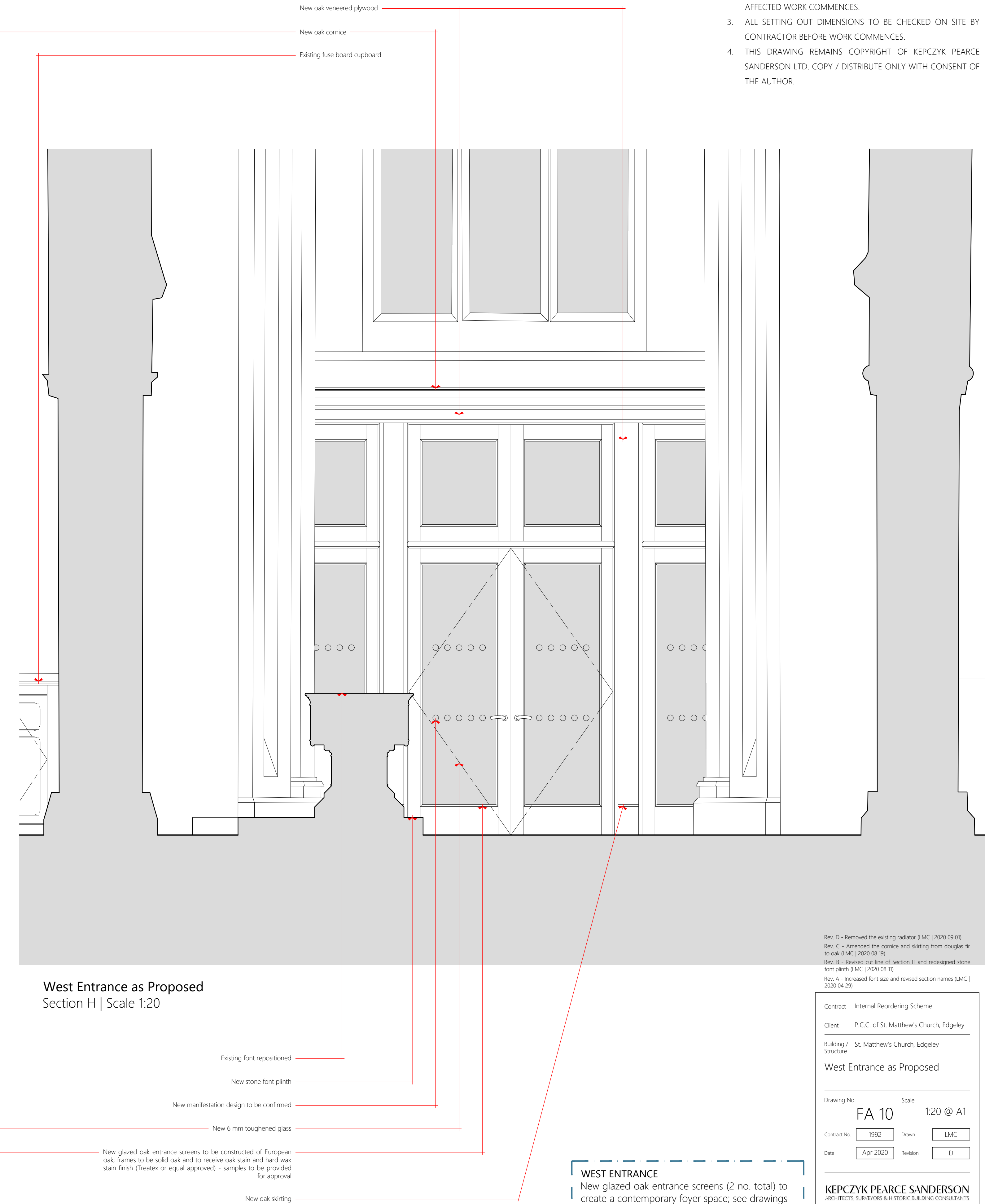
Contract	Internal Reordering Scheme		
Client	P.C.C. of St. Matthew's Church, Edgeley		
Building / Structure	St. Matthew's Church, Edgeley		
West Entrance as Proposed			
Drawing No.	FA 09	Scale	1:20 @ A1
Contract No.	1992	Drawn	LMC
Date	Mar 2020	Revision	D

KEPCZYK PEARCE SANDERSON
ARCHITECTS, SURVEYORS & HISTORIC BUILDING CONSULTANTS
75 Wilmslow Road, Handforth, Cheshire SK9 3EN
Tel: 01625 400703 Email: info@kpsarchitects.co.uk

1. DO NOT SCALE FROM THIS DRAWING - USE FIGURED DIMENSIONS ONLY.
2. READ IN CONJUNCTION WITH ALL OTHER CONSULTANTS / SPECIALISTS DRAWINGS, REPORT ANY DISCREPANCIES BEFORE AFFECTED WORK COMMENCES.
3. ALL SETTING OUT DIMENSIONS TO BE CHECKED ON SITE BY CONTRACTOR BEFORE WORK COMMENCES.
4. THIS DRAWING REMAINS COPYRIGHT OF KEPczyk PEARCE SANDERSON LTD. COPY / DISTRIBUTE ONLY WITH CONSENT OF THE AUTHOR.



West Entrance as Proposed
Section G | Scale 1:20

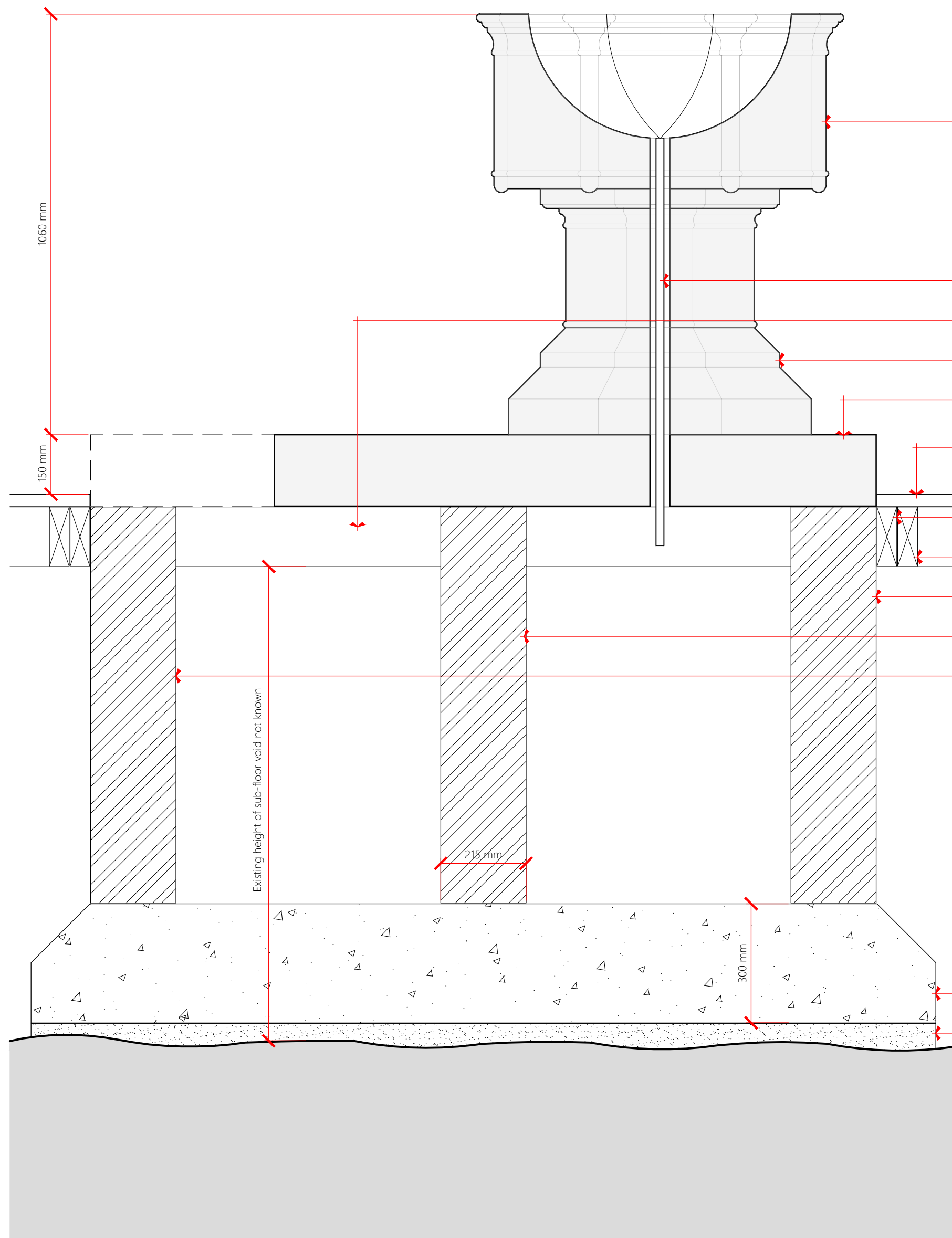


West Entrance as Proposed
Section H | Scale 1:20

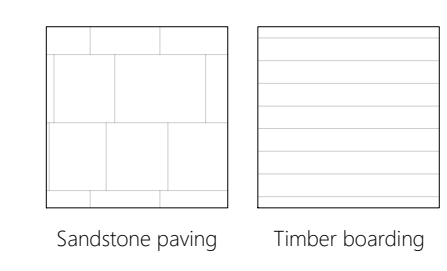
WEST ENTRANCE
New glazed oak entrance screens (2 no. total) to create a contemporary foyer space; see drawings FA 09, FA 10 and FA 11

Rev. D - Removed the existing radiator (LMC | 2020 09 01)
Rev. C - Amended the cornice and skirting from Douglas fir to oak (LMC | 2020 08 19)
Rev. B - Revised cut line of Section H and redesigned stone font plinth (LMC | 2020 08 11)
Rev. A - Increased font size and revised section names (LMC | 2020 04 29)

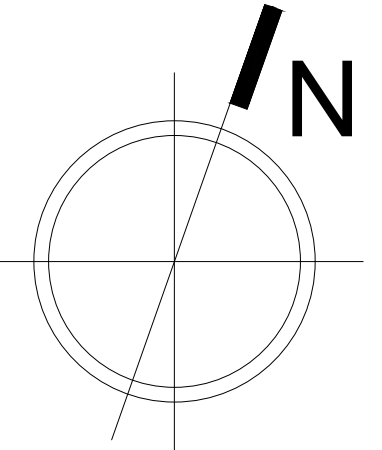
Contract	Internal Reordering Scheme		
Client	P.C.C. of St. Matthew's Church, Edgeley		
Building / Structure	St. Matthew's Church, Edgeley		
West Entrance as Proposed			
Drawing No.	FA 10	Scale	1:20 @ A1
Contract No.	1992	Drawn	LMC
Date	Apr 2020	Revision	D
KEPCZYK PEARCE SANDERSON ARCHITECTS, SURVEYORS & HISTORIC BUILDING CONSULTANTS 75 Wilmslow Road, Handforth, Cheshire SK9 3EN Tel: 01625 400703 Email: info@kpsarchitects.co.uk			



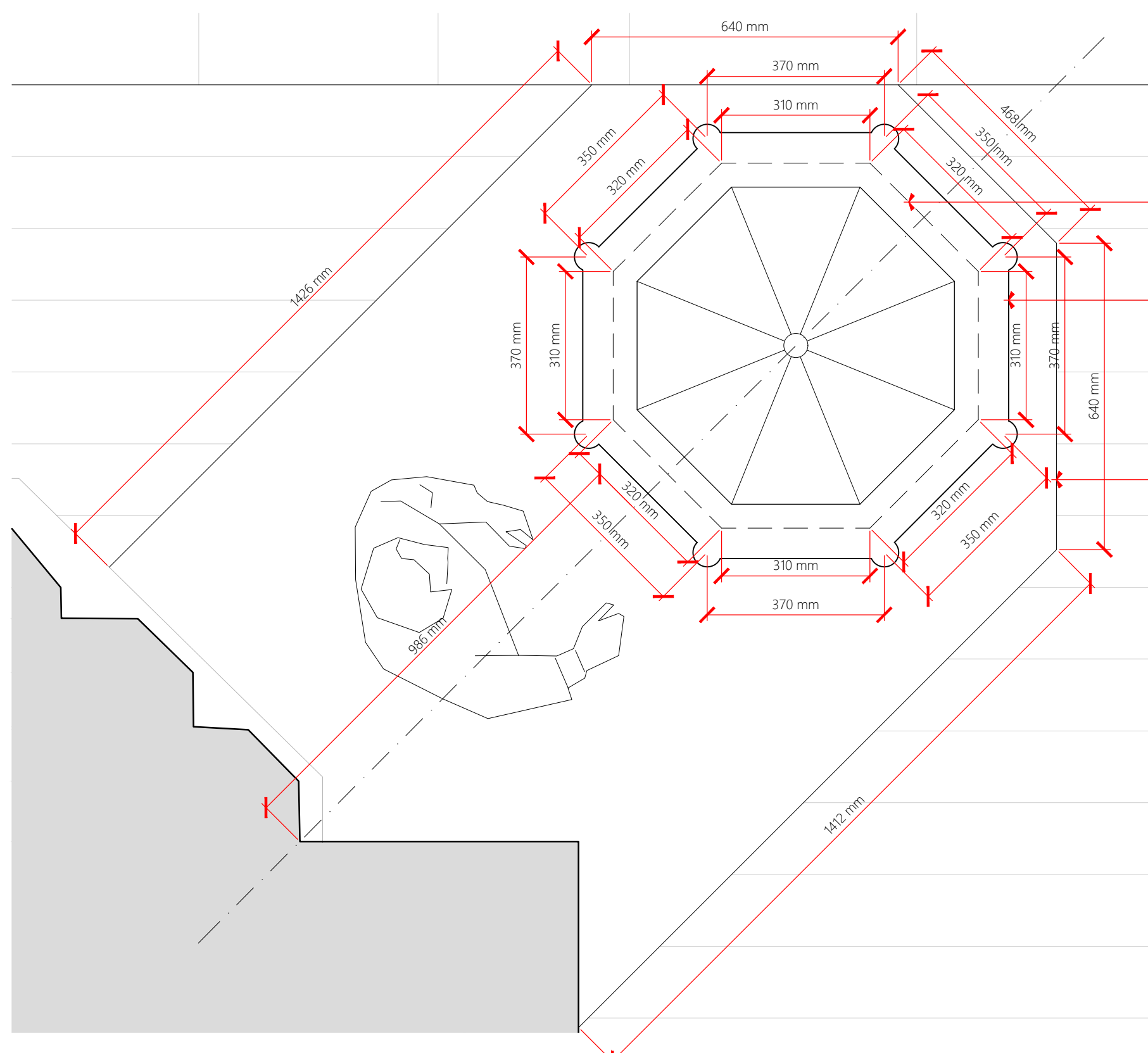
- Existing font repositioned
- New plastic pipe to allow font to drain to earth, diameter to fit existing opening
- Existing floor build-up not known
- Existing font base
- New stone font plinth to match the existing font; samples to be submitted for approval
- Existing timber boarding exposed (sanded, repaired and varnished)
- New timber joists and trimmers to match the dimensions of the existing; allow for Architect to inspect and confirm dimensions
- Existing timber joists cut back as necessary
- New 215 mm engineering brick sleeper walls with 1 : 3 cement : sand mortar
- Existing height of sub-floor void not known
- 215 mm
- 300 mm
- New 300 mm concrete raft
- New 50 mm minimum concrete binding



1. DO NOT SCALE FROM THIS DRAWING - USE FIGURED DIMENSIONS ONLY.
2. READ IN CONJUNCTION WITH ALL OTHER CONSULTANTS / SPECIALISTS DRAWINGS, REPORT ANY DISCREPANCIES BEFORE AFFECTED WORK COMMENCES.
3. ALL SETTING OUT DIMENSIONS TO BE CHECKED ON SITE BY CONTRACTOR BEFORE WORK COMMENCES.
4. THIS DRAWING REMAINS COPYRIGHT OF KEPczyk PEARCE SANDERSON LTD. COPY / DISTRIBUTE ONLY WITH CONSENT OF THE AUTHOR.

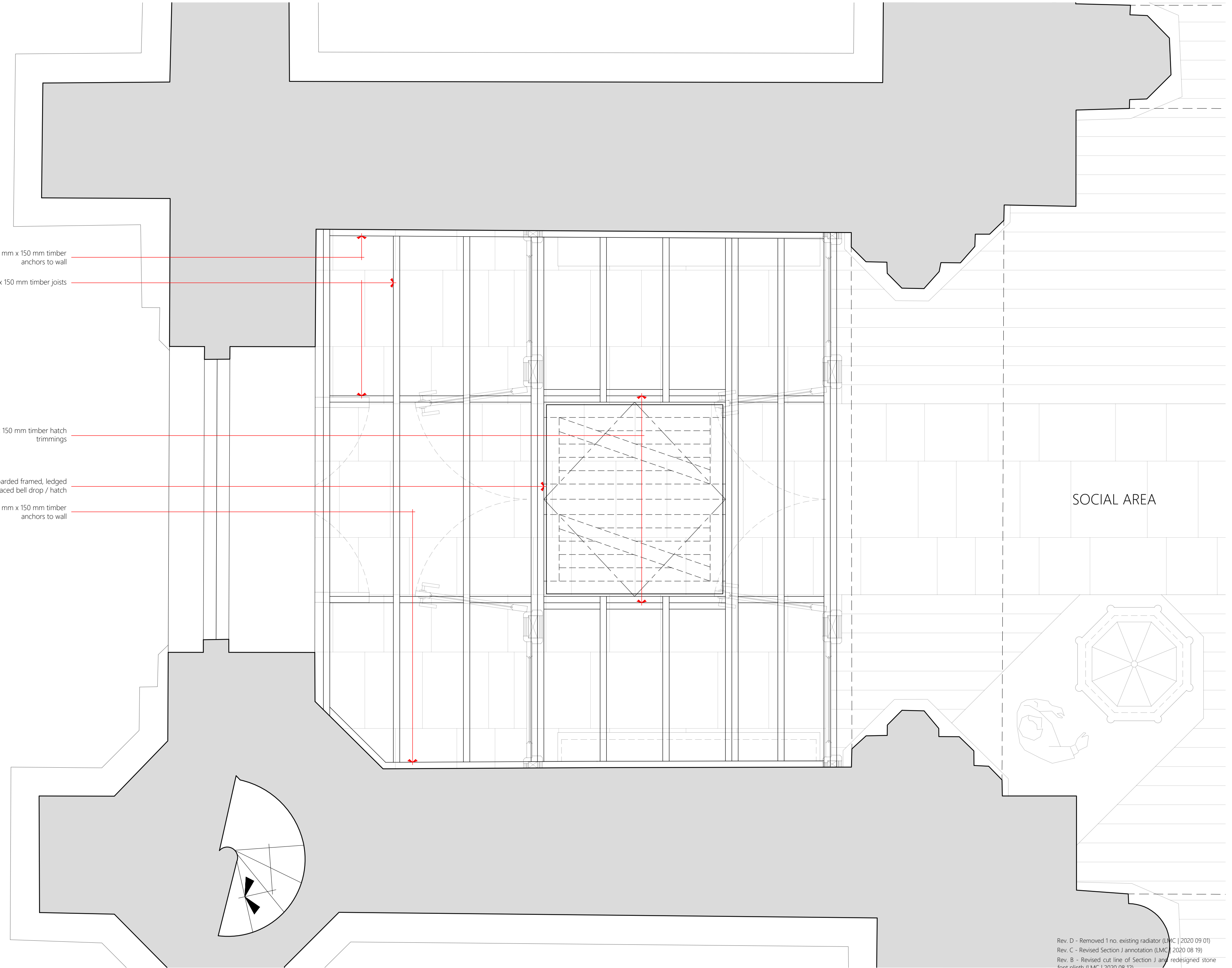


West Entrance as Proposed
Section J | Scale 1:10



- Existing font base
- Existing font repositioned
- New stone font plinth


Existing Font Repositioned
Floor Plan | Scale 1:10



- New 50 mm x 150 mm timber anchors to wall
- New 50 mm x 150 mm timber joists
- New 50 mm x 150 mm timber hatch trimmings
- New oak boarded framed, ledged and braced bell drop / hatch
- New 50 mm x 150 mm timber anchors to wall

West Entrance as Proposed
Ceiling Structure Plan | Scale 1:20

SOCIAL AREA

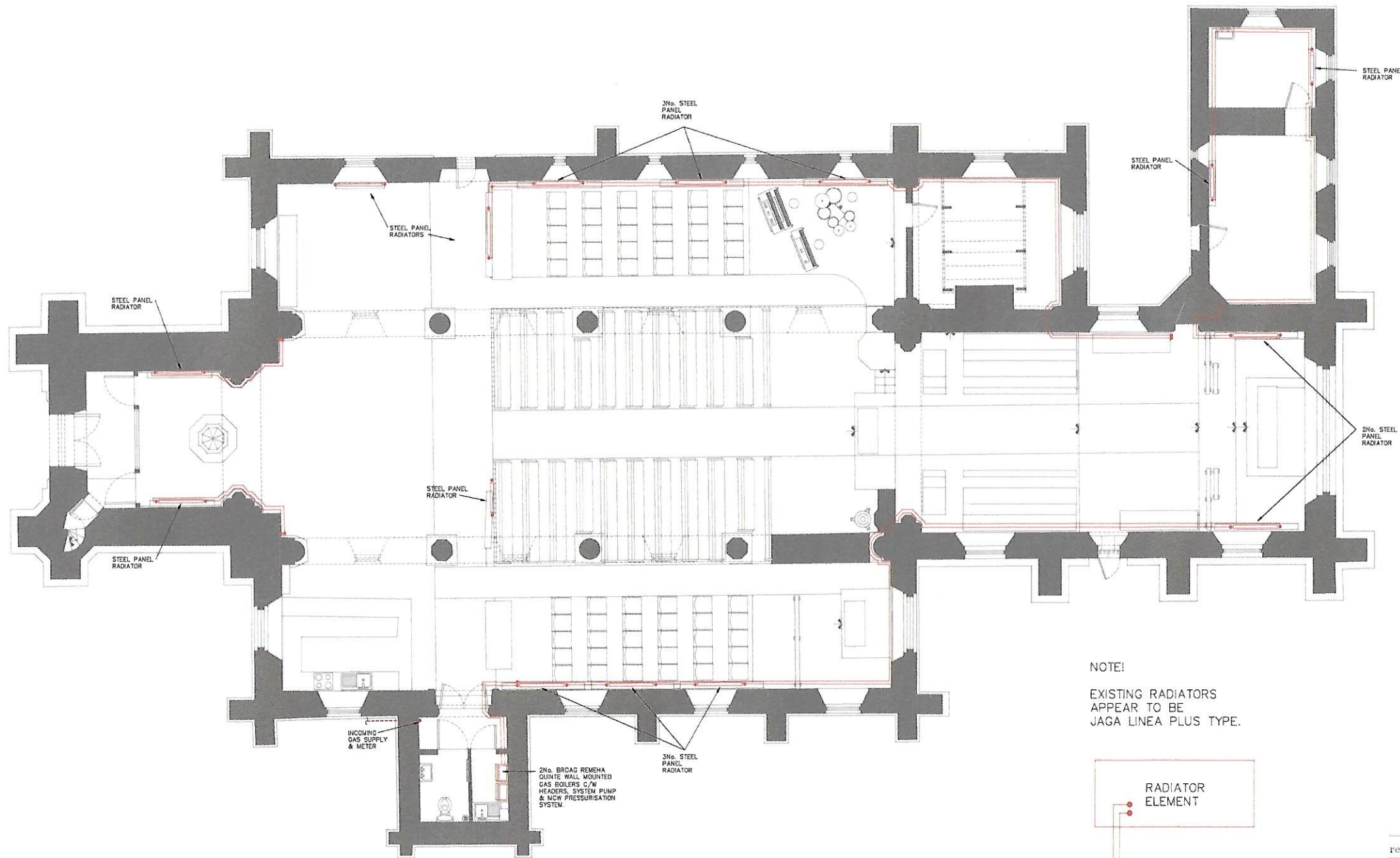


- Rev. D - Removed 1 no. existing radiator (LMC | 2020 09 01)
- Rev. C - Revised Section J annotation (LMC | 2020 08 19)
- Rev. B - Revised cut line of Section J and redesigned stone font plinth (LMC | 2020 08 12)
- Rev. A - Increased font size and revised section names (LMC | 2020 04 29)

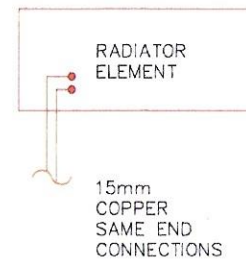
Contract	Internal Reordering Scheme		
Client	P.C.C. of St. Matthew's Church, Edgeley		
Building / Structure	St. Matthew's Church, Edgeley		
West Entrance as Proposed			
Drawing No.	FA 11	Scale	Various @ A1
Contract No.	1992	Drawn	LMC
Date	Apr 2020	Revision	D

WEST ENTRANCE
New glazed oak entrance screens (2 no. total) to create a contemporary foyer space; see drawings FA 09, FA 10 and FA 11

KEPCZYK PEARCE SANDERSON
ARCHITECTS, SURVEYORS & HISTORIC BUILDING CONSULTANTS
75 Wilmslow Road, Handforth, Cheshire SK9 3EN
Tel: 01625 400103 Email: info@kpsarchitects.co.uk



NOTE!
EXISTING RADIATORS
APPEAR TO BE
JAGA LINEA PLUS TYPE.



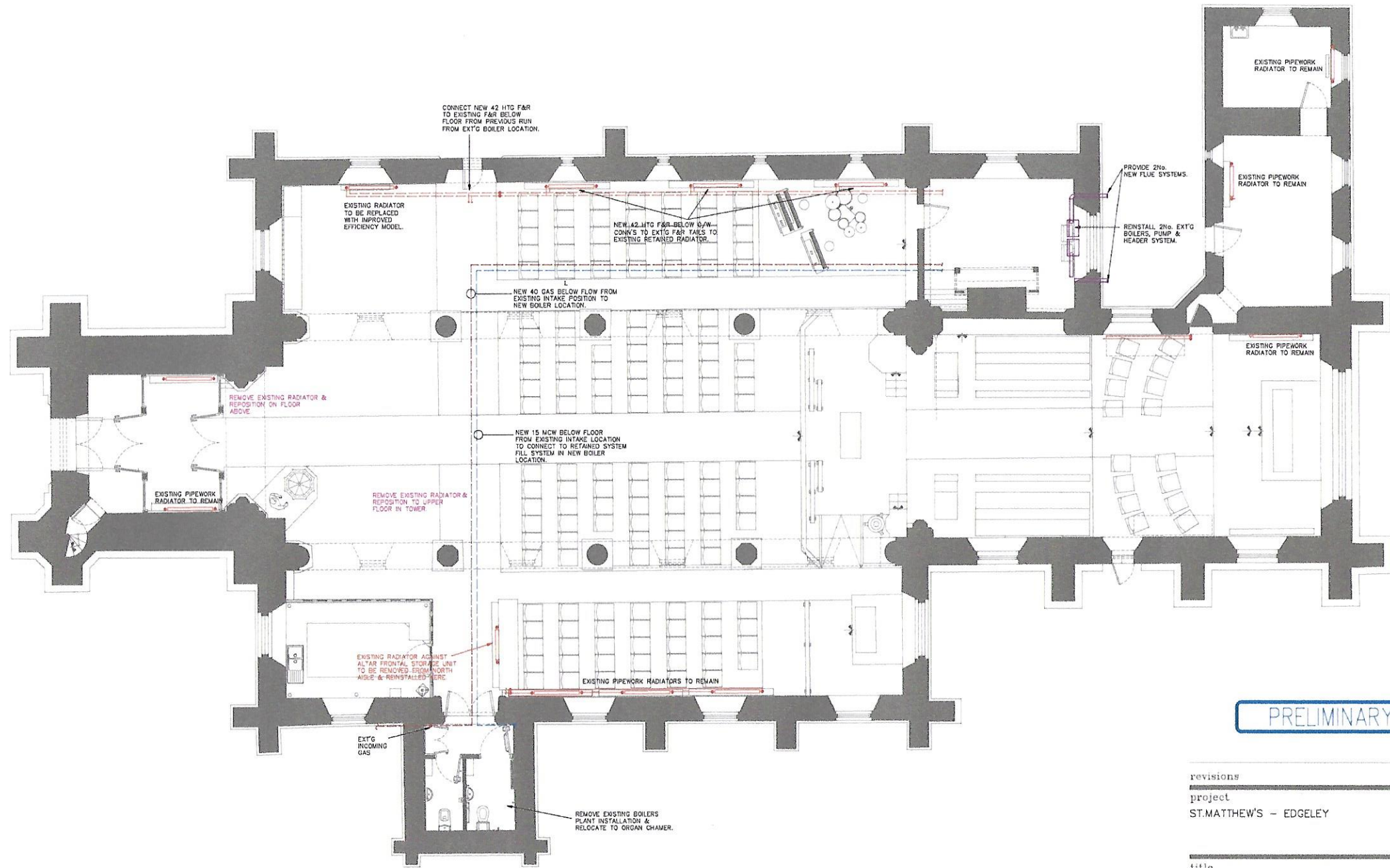
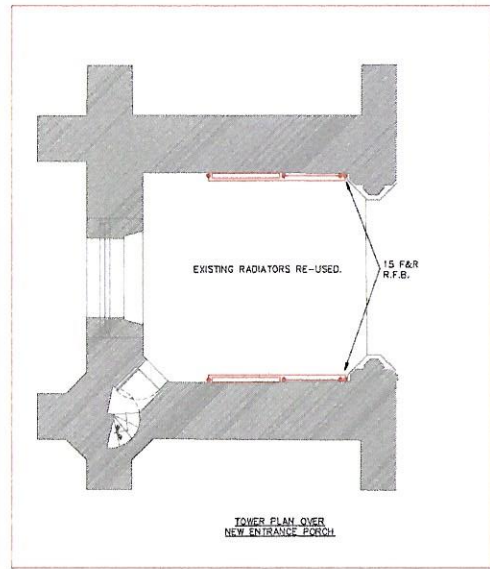
PRELIMINARY

revisions	
project	ST.MATTHEW'S - EDGELEY
title	EXISTING HEATING SERVICES

scale 1: 75@A1 date JULY 2020

J.R. BOOK MCIBSE
CONSULTING ENGINEERS
M&E BUILDING SERVICES

Matrix Office Park, 10 Eaton Avenue, Buckshaw Village,
Chorley. PR7 7NA.
Tel 01772 331790 Fax 01772 458466



PRELIMINARY

revisions _____
project ST.MATTHEW'S - EDGELEY
title PROPOSED HEATING SERVICES

scale 1:75@A1 date JULY 2020

J.R.BOOK_{MCIBSE}
CONSULTING ENGINEERS
M&E BUILDING SERVICES

Matrix Office Park, 10 Eaton Avenue, Buckshaw Village,
Chorley, PR7 7NA.
Tel 01772 331790 Fax 01772 458466

drawing no. 106.20.M2

46 of 90
Rev. C



St Matthew's, Edgeley

Reordering Specification

August 2020

KEPCZYK PEARCE SANDERSON
ARCHITECTS, SURVEYORS & HISTORIC BUILDING CONSULTANTS

Table of Contents

Title

F10	Brick / block walling
G20	Carpentry/ timber framing/ first fixing
K10	Plasterboard dry linings/ partitions/ ceilings
K20	Timber board flooring/ sarking/ linings/ casings
L20	Doors/ shutters/ hatches
L40	General glazing
M20	Plastered/ Rendered/ Roughcast coatings
M40	Stone/ Concrete/ Quarry/ Ceramic tiling/ Mosaic
M50	Rubber/ plastics/ cork/ lino / carpet tiling/ sheeting
M60	Painting/ clear finishing
N11	Domestic kitchen fittings, furnishings and equipment
N13	Sanitary appliances and fittings
P10	Sundry insulation/ proofing work
P21	Door/ window ironmongery
Z10	Purpose made joinery
Z20	Fixings and adhesives
Z21	Mortars

F10 Brick/ block walling

To be read with Preliminaries/ General conditions.

TYPES OF WALLING

255 NEW ENGINEERING BRICK FOR WALLS TO SUPPORT FONT

Compressive strength:

Mean value: 7.3 N/mm².

Characteristic value: 7.3 N/mm².

Note: Structural engineer and lift supplier / installer to confirm strength of blockwork to lift shaft.

- Work sizes (length x width x height): 215 x 102 x 65mm
- Mortar: As section Z21.
 - Standard: To BS EN 998-2.
 - Mix: 1:3 cement:sand.
 - Additional requirements: None.
- Bond: English Garden wall
- Joints: Flush.
- Features: n/a

WORKMANSHIP GENERALLY

500 LAYING GENERALLY

- Mortar joints: Fill vertical joints. Lay bricks, solid and cellular blocks on a full bed.
- AAC block thin mortar adhesive and gypsum block adhesive joints: Fill vertical joints. Lay blocks on a full bed.
- Clay block joints:
 - Thin layer mortar: Lay blocks on a full bed.
 - Interlocking perpend: Butted.
- Bond where not specified: Half lap stretcher.
- Vertical joints in brick and concrete block facework: Even widths. Plumb at every fifth cross joint.

535 HEIGHT OF LIFTS IN WALLING USING CEMENT GAUGED OR HYDRAULIC LIME MORTAR

- Quoins and advance work: Rack back.
- Lift height (maximum): 1.2 m above any other part of work at any time.
- Daily lift height (maximum): 1.5 m for any one leaf.

560 COURSING BRICKWORK

- Gauge: Four brick courses including bed joints to 300 mm.

635 JOINTING

- Profile: Consistent in appearance.

645 ACCESSIBLE JOINTS NOT EXPOSED TO VIEW

- Jointing: Struck flush as work proceeds.

690 ADVERSE WEATHER

- General: Do not use frozen materials or lay on frozen surfaces.
- Air temperature requirements: Do not lay bricks/ blocks:
 - In cement gauged mortars when at or below 3°C and falling or unless it is at least 1°C and rising.
 - In hydraulic lime:sand mortars when at or below 5°C and falling or below 3°C and rising.
 - In thin joint mortar glue when outside the limits set by the mortar manufacturer.
- Temperature of walling during curing: Above freezing until hardened.
- Newly erected walling: Protect at all times from:
 - Rain and snow.
 - Drying out too rapidly in hot conditions and in drying winds.
 -

ADDITIONAL REQUIREMENTS FOR FACEWORK

710 THE TERM FACEWORK

- Definition: Applicable in this specification to all brick/ block walling finished fair.
 - Painted facework: The only requirement to be waived is that relating to colour.

760 APPEARANCE

- Brick/ block selection: Do not use units with damaged faces or arrises.
- Cut masonry units: Where cut faces or edges are exposed cut with table masonry saw.
- Quality control: Lay masonry units to match relevant reference panels.
 - Setting out: To produce satisfactory junctions and joints with built-in elements and components.
 - Coursing: Evenly spaced using gauge rods.
- Lifts: Complete in one operation.
- Methods of protecting facework: Submit proposals.

780 GROUND LEVEL

- Commencement of facework: Not less than 150 mm below finished level of adjoining ground or external works level.

800 TOOTHED BOND

- New and existing facework in same plane: Bond together at every course to achieve continuity.

830 CLEANLINESS

- Facework: Keep clean.
- Mortar on facework: Allow to dry before removing with stiff bristled brush.
- Removal of marks and stains: Rubbing not permitted.

G20 Carpentry/ timber framing/ first fixing

- 2 **TIMBER PROCUREMENT**
- Timber (including timber for wood based products): Obtained from well managed forests/ plantations in accordance with:
 - The laws governing forest management in the producer country or countries.
 - International agreements such as the Convention on International Trade in Endangered Species of wild fauna and flora (CITES).
 - Documentation: Provide either:
 - Documentary evidence (which has been or can be independently verified) regarding the provenance of all timber supplied, or
 - Evidence that suppliers have adopted and are implementing a formal environmental purchasing policy for timber and wood based products.
- 5 **STRUCTURAL SOFTWOOD FOR STRUCTURAL USE GENERALLY**
- Grading standard: To BS 4978, BS EN 14081-1, or other national equivalent and so marked.
 - Timber of a target thickness less than 100 mm and not specified for wet exposure: Graded at an average moisture content not exceeding 20% with no reading being in excess of 24% and clearly marked as 'DRY' or 'KD' (kiln dried).
 - Timber graded undried (green) and specified for installation at higher moisture contents: Clearly marked as 'WET' or 'GRN'.
 - Strength class to BS EN 338: C24.
 - Treatment: None required.
- 10 **UNGRADED SOFTWOOD FOR INTERNAL NONSTRUCTURAL USE**
- Quality of timber: Free from decay, insect attack (except pinhole borers) and with no knots wider than half the width of the section.
 - Surface finish: Regularized.
 - Treatment: None required.
- 15 **PLYWOOD FOR INTERNAL WC / ENTRANCE PORCH FLOOR / CEILING AND UNDERLAYS**
- Standard: To an approved national standard.
 - Thickness: 18mm Ceilings / 6mm Underlay
 - Appearance class to BS EN 635: I.
 - Bond quality to BS EN 314-2: Class 1.
 - Finish: Sanded.
 - Treatment: none required.
- 30 **SELECTION AND USE OF TIMBER**
- Timber members damaged, crushed or split beyond the limits permitted by their grading: Do not use.

- 32 NOTCHES, HOLES AND JOINTS IN TIMBER
- Notches and holes: Position in relation to knots or other defects such that the strength of members will not be reduced.
 - Scarf joints, finger joints and splice plates: Do not use without approval.
- 40 MOISTURE CONTENT
- Moisture content of wood and wood based products at time of installation: Not more than:
 - Covered in generally unheated spaces: 24%.
 - Covered in generally heated spaces: 20%.
 - Internal in continuously heated spaces: 20%.
- 50 ADDITIONAL SUPPORTS
- Provision: Position and fix additional studs, noggings and/ or battens to support edges of sheet materials, and wall/ floor/ ceiling mounted appliances, fixtures, etc. shown on drawings.
 - Material properties: Timber to be of adequate size and have the same treatment as adjacent timber supports.
- 55 JOISTS GENERALLY
- Centres: Equal, and not exceeding designed spacing.
 - Bowed joists: Installed with positive camber.
 - End joists: Positioned about 50 mm from masonry walls.
- 60 JOISTS ON HANGERS
- Hangers: Bedded directly on and hard against supporting construction. Do not use packs or bed on mortar.
 - Joists: Cut to leave not more than 6 mm gap at each end. Rebated to lie flush with underside of hangers.
 - Fixing to hangers: A nail in every hole.
- 70 TRIMMING OPENINGS
- Trimmers and trimming joists: Not less than 25 mm wider than general joists.

K10 Plasterboard dry linings/ partitions/ ceilings

- 25 LINING ON TIMBER FRAMED CEILINGS/WALLS
- Substrate: Joists/Studs.
 - Linings: One layer 12.5 mm plasterboard.
 - Recycled content: Submit proposals.
 - Fixing: Screws at 230 mm centres.
 - Finishing: Skim coat plaster.
 - Primer/ Sealer: Not required.
 - Accessories: Metal beads/ stops recommended by the board manufacturer.
- 65 DRY LINING GENERALLY
- General: Use fixing, jointing, sealing and finishing materials, components and installation methods recommended by board manufacturer.
 - Standard:
 - Gypsum plasterboard to BS EN 520.
 - Gypsum fibre board to BS EN 15283-2.
 - Evidence of compliance: All sheets to be CE marked. Submit Declaration of Performance (DoP).
 - Cutting gypsum boards: Neatly and accurately without damaging core or tearing paper facing. Minimize cut edges.
 - Two layer boarding: Stagger joints between layers.
 - Finishing: Neatly to give flush, smooth, flat surfaces free from bowing and abrupt changes of level.
- 67 SKIM COAT PLASTER FINISH
- Plaster type: As recommended by board manufacturer.
 - Thickness: 2-3 mm.
 - Joints: Fill and tape except where coincident with metal beads.
 - Finish: Tight, matt, smooth surface with no hollows, abrupt changes of level or trowel marks.
- 69 INSTALLING BEADS/ STOPS
- Cutting: Neatly using mitres at return angles.
 - Fixing: Securely using longest possible lengths, plumb, square and true to line and level, ensuring full contact of wings with substrate.
 - Finishing: After joint compounds/ plasters have been applied, remove surplus material while still wet from surfaces of beads exposed to view.
- 70 ADDITIONAL SUPPORTS
- Framing: Accurately position and securely fix to give full support to:
 - Partition heads running parallel with, but offset from main structural supports.
 - Fixtures, fittings and services.
 - Board edges and lining perimeters.
- 85 MINERAL WOOL INSULATION
- Fitting insulation: Closely butted joints and no gaps. Prevent slumping.
 - Electrical cables overlaid by insulation: Size accordingly.

K20 Timber board flooring/ sarking/ linings/ casings

- 30 **TIMBER BOARD TO NEW NAVE DAIS**
- Substrate: Timber joists.
 - Boards:
 - Wood species: European Oak.
 - Quality of timber: To BS 1186-3, Class: 1.
 - Edge profile: Tongued and grooved .
 - Finished face width (exposed width after fixing): 220mm.
 - Finished thickness: 22mm.
 - Moisture content at time of fixing: 9-13 %.
 - Fixing: secret nailed with 40 mm lost head nails.
 - Other requirements: Nosings to be stained a mid oak, light oak to main floor areas. Hard wax finish.

WORKMANSHIP

- 50 **FIXING BOARDS**
- Protection during and after installation: Keep boards dry, clean and undamaged.
 - Boards to be used internally: Do not install until building is weathertight.
 - Moisture content of timber supports at time of fixing boards: Not more than 18%.
 - Fixing: Fix boards securely to each support to give flat, true surface free from undulations, lipping, splits and protruding fasteners.
 - Timber movement: Position boards and fixings to prevent cupping. springing, excessive opening of joints and other defects.
 - Heading joints: Tightly butted, central over supports and at least two boards widths apart on any one support.
 - Edges: Plane off proud edges.

L20 Doors/ shutters/ hatches

- 10 **TIMBER PROCUREMENT**
- Timber (including timber for wood-based products): Obtained from well-managed forests and/ or plantations in accordance with:
 - The laws governing forest management in the producer country or countries.
 - International agreements such as the Convention on International Trade in Endangered Species of wild fauna and flora (CITES).
 - Documentation: Provide either:
 - Documentary evidence (which has been or can be independently verified) regarding the provenance of all timber supplied.
 - Evidence that suppliers have adopted and are implementing a formal environmental purchasing policy for timber and wood-based products.
- 52A **WOOD DOORS, CUPBOARDS, FIXED PANELS AND FRAMES GENERAL USE**
- Materials: Generally to BS EN 942.
 - Species: European Oak.
 - Appearance class: J10.
 - Assembly:
 - Adhesive: PVAC to BS EN 204, Class D4.
 - Joinery workmanship: As section Z12.
 - Preservative treatment: n/a.
 - Moisture content on delivery: 9-13%.
 - Finish as delivered: Prepared and primed, as section M60.
 - Perimeter seals: Not required..
 - Fixing: Plugged and screwed.
 - Spacing of fixings (frames not predrilled): Maximum 150 mm from ends of each jamb, adjacent to each hanging point and at 600 mm maximum centres.
- 85 **FIXING IRONMONGERY GENERALLY**
- Fasteners: Supplied by ironmongery manufacturer.
 - Finish/ Corrosion resistance: To match ironmongery.
 - Holes for components: No larger than required for satisfactory fit/ operation.
 - Adjacent surfaces: Undamaged.
 - Moving parts: Adjusted, lubricated and functioning correctly at completion.

L40 General glazing

- 10 WORKMANSHIP GENERALLY
- Glazing:
 - Generally: To BS 6262.
 - Integrity: Wind and watertight under all conditions. Make full allowance for deflections and other movements.
 - Glass:
 - Standards: Generally to BS 952 and to the relevant parts of:
 - BS EN 572 for basic soda lime silicate glass.
 - BS EN 1096 for coated glass.
 - BS EN 12150 for thermally toughened soda lime silicate glass.
 - BS EN ISO 12543 for laminated glass.
 - Quality: Free from scratches, bubbles and other defects.
 - Dimensional tolerances: Panes/ sheets to be accurately sized.
 - Material compatibility: Glass/ plastics, surround materials, sealers primers and paints/ clear finishes to be compatible. Comply with glazing/ sealant manufacturers' recommendations.
- 30 PREPARATION
- Surrounds, rebates, grooves and beads: Clean and prepare before installing glazing.
- 50 BEAD FIXED SINGLE GLAZING TO INTERNAL PORCH DOORS / SCREEN
- Pane material: 6 mm clear toughened glass .
- Surround/ bead: European oak .
 - Preparation: Priming/ sealing not required .
 - Bead location: Inside .
 - Bead fixing: Screwed and pelleted .
 - Glazing compound: Two part rubberizing compound .
 - Glazing installation:
 - Glass: Located centrally in surround using setting and location blocks and distance pieces.
 - Finished thickness of back bedding after inserting glazing (minimum): 3 mm.
 - Front bedding: Applied to fill voids.
 - Beads: Bedded in glazing compound and fixed securely.
 - Visible edge of glazing compound: Finish internally and externally with a smooth chamfer.
- 95 WINDOW FILM TO NEW GLAZED DOORS TO INTERNAL PORCH DOORS / SCREEN
- Type: Frosted window film - submit options. Design for porch glass to be confirmed; allow for row of dots as currently indicated on the elevations.
 - Manufacturer: Contractors choice and architects approval .
 - Product reference: to be agreed .
 - Colour: White .
 - Application: Carried out by a firm approved by the film manufacturer in accordance with manufacturer's recommendations.
 - Installed film: Fully adhered to the glass with no peeling, and free from bubbles, wrinkles, cracks or tears.
 - Cleaning and maintenance instructions: Submit copies.

M20 Plastered/ Rendered/ Roughcast coatings

- 30A LIME:SAND: TO INTERNAL BRICKWALLS FOR PATCH REPAIRS ONLY
 Substrate: Existing brickwork.
- Preparation: Brush clean.
 - Lime manufacturer: St. Astier or equal approved by the architect.
 - Product reference/ Type: Lime putty.
 - Undercoats: Render coat and float coat of feebly hydraulic lime putty and medium grade sand.
 - Mix: 1:2–3 with hair reinforcement., 6kg per cubic metre.
 - Sand: To BS EN 13139, grading to approval.
 - Thickness (excluding dubbing out and keys): First undercoat 8–10 mm. Second undercoat 6–8 mm.
 - Final coat:
 - Mix: 3:2 feebly hydraulic lime putty and fine sand.
 - Sand: To BS EN 13139, grading to approval.
 - Thickness: 3mm.
 - Finish: Plain wood float.
 - Accessories: Stainless steel beads and stops.
 - Other requirements:
 - Dub out as necessary to provide flush regular finishes to all existing internal walls.
- 65 MIXING
- Render mortars (site-made):
 - Batching: By volume using gauge boxes or buckets.
 - Mix proportions: Based on damp sand. Adjust for dry sand.
 - Mixes: Of uniform consistence and free from lumps.
- 67 COLD WEATHER
- Internal work: Take precautions to prevent damage to internal coatings when air temperature is below 3°C.
 - External work: Avoid when air temperature is at or below 5°C and falling or below 3°C and rising.
- 71 SUITABILITY OF SUBSTRATES
- General: Suitable to receive coatings. Sound, free from contamination and loose areas.
- 74 EXISTING DAMP AFFECTED PLASTER/ RENDER
- Plaster affected by rising damp: Remove to a height of 300 mm above highest point reached by damp or 1 m above dpc, whichever is higher.
 - Perished and salt contaminated masonry:
 - Mortar joints: Rake out.
 - Masonry units: Submit proposals.
 - Drying out substrates: Establish drying conditions.
- 76 REMOVING DEFECTIVE EXISTING PLASTER
- Plaster for removal: Loose, hollow, soft, friable, badly cracked, affected by efflorescence or otherwise damaged.
 - Removing plaster: Cut back to a square, sound edge.

87 APPLICATION OF COATINGS

- General: Apply coatings firmly and achieve good adhesion.
- Appearance of finished surfaces: Even and consistent. Free from rippling, hollows, ridges, cracks and crazing.
 - Accuracy: Finish to a true plane with walls and reveals plumb and square.
- Drying out: Prevent excessively rapid or localized drying out.
- Keying undercoats: Cross scratch (plaster coatings) and comb (render coatings). Do not penetrate undercoat.

M40 Stone/ Concrete/ Quarry/ Ceramic tiling/ Mosaic

- 5 TILING TO SPLASHBACKS
- Tiles: Metro Tile.
 - Manufacturer/ Supplier: Topps Tiles. Product reference: 810609. Metro white tiles
 - Colour: White.
 - Size: 200x100mm.
 - Recycled content: Not applicable.
 - Other requirements: None.
 - Background/ Base: Wall plaster.
 - Preparation: None.
 - Intermediate substrate: Not required.
 - Bedding: Adhesive bed notched trowel method, as clause 50.
 - Adhesive: Mapei white wall tile adhesive or similar.
 - Joint width: 5 mm.
 - Grout: Unibond white wall tile grout or similar.
 - Type/ classification: CG1.
 - Movement joints: .
 - Location: .
 - Accessories: Stainless Steel edge beads.
- 15 NEW BACKGROUNDS/BASES
- Background drying times (minimum):
 - Brick/block walls: 6 weeks.
 - Rendering: 2 weeks.
 - Gypsum plaster: 4 weeks.
 - Base drying times (minimum):
 - Concrete slabs: 6 weeks.
 - Cement:sand screeds: 3 weeks.
- 20 EXISTING BACKGROUNDS/BASES GENERALLY
- Efflorescence, laitance, dirt, loose and defective material: Remove and make good defective areas with materials compatible with background/base and bedding.
 - Deposits of oil, grease and other materials incompatible with the bedding: Remove.
 - Tile, paint and other nonporous surfaces: Clean.
 - Wet backgrounds: Dry before tiling.
 - Paint with unsatisfactory adhesion: Remove so as not to impair bedding adhesion.
- 25 NEW PLASTER
- Plaster primer: Apply if recommended by adhesive manufacturer.
- 30 FIXING GENERALLY
- Colour/ shade: Avoid unintended variations within tiles for use in each area/ room.
 - Variegated tiles: Mix thoroughly.
 - Adhesive: Compatible with background/ base.
 - Cut tiles: Neat and accurate.
 - Fixing: Provide adhesion over entire background/ base and tile backs.
 - Final appearance: Before bedding material sets, make adjustments necessary to give true, regular appearance to tiles and joints.
 - Deviation of surface: Measure from underside of a 2 m straightedge with 3 mm thick feet placed anywhere on surface. The straightedge should not be obstructed by the tiles/ mosaics and no gap should be greater than 6 mm, i.e. a tolerance of ± 3 mm.
 - Surplus bedding material: Clean from joints and face of tiles/ mosaics.

35 SETTING OUT

- Joints: True to line, continuous and without steps.
 - Joints on walls: Horizontal, vertical and aligned round corners.
 - Joints in floors: Parallel to main axis of space or specified features.
- Cut tiles: Minimise number, maximise size and locate unobtrusively.
- Joints in adjoining floors and walls: Align.
- Joints in adjoining floors and skirtings: Align.

50 ADHESIVE BED - NOTCHED TROWEL METHOD TO WALLS

- Application: By 3 mm floated coat of adhesive to dry background. Comb surface.
- Tiling: Press tiles firmly onto float coat.

70 GROUTING

- Sequence: Grout when bed/adhesive has set sufficient to prevent disturbance of tiles.
- Joints: 6 mm deep (or depth of tile if less). Free from dust and debris.
- Grouting: Fill joints completely, tool to profile, clean off surface. Leave free from blemishes.
- Polishing: When grout is hard, polish tiling with dry cloth.

M50 Rubber/ plastics/ cork/ lino/ carpet tiling/ sheeting

- 20 SHEETING - SLIP RESISTANT LINOLEUM TO KITCHEN AND WC'S
- Base: New 6mm plywood underlay
 - Preparation: Remove existing linoleum as required.
 - Fabricated underlay: None.
 - Flooring roll: Homogeneous PVC to BS EN ISO 13845.
 - Manufacturer: Altro Flooring.
Product reference: Altro Classic 25.
 - Recycled content: 25% (minimum) to BS EN ISO 14021.
 - Width: 2000 mm.
 - Thickness: 2.5mm.
 - Colour/ pattern: To be confirmed.
 - Adhesive (and primer if recommended by manufacturer): As recommended .
- Seam welding: Hot welding with complimentary coloured rod
- 45 EXISTING FLOOR COVERING REMOVED
- Substrate: Clear of covering and as much adhesive as possible. Skim with smoothing compound to give smooth, even surface.
- 65 LAYING COVERINGS
- Base/ substrate condition: Rigid, dry, smooth, free from grease, dirt and other contaminants.
 - Use a primer where recommended by adhesive manufacturer. Allow to dry thoroughly.
 - Adhesive: As specified, as recommended by covering manufacturer or, as approved.
 - Conditioning of materials prior to laying: As recommended by manufacturer.
 - Environment: Before, during and after laying, provide adequate ventilation and maintain temperature and humidity approximately at levels which will prevail after building is occupied.
 - Finished coverings: Accurately fitted, tightly jointed, securely bonded, smooth and free from air bubbles, rippling, adhesive marks, stains, trowel ridges and high spots.
- 70 EDGINGS AND COVER STRIPS
- Manufacturer: Gradus .
 - Product reference: GC Range .
 - Material/ finish: To be confirmed .
 - Fixing: Secure (using matching fasteners where exposed to view) with edge of covering gripped.
- 80 SKIRTINGS TO SLIP RESISTANCE SAFETY FLOORING
- Types: Integral. To match flooring .
 - Manufacturer: Altro Flooring .
 - Product reference: Submit proposals .
 - Fixing: Securely bond with mitred corners.
- 85 WASTE
- Spare covering material: Retain suitable material for patching. On completion submit pieces for selection. Hand over selected pieces to Employer.

M60 Painting/ clear finishing**10A EMULSION PAINT TO INTERNAL PLASTERBOARD / PLASTER TO WC's AND INTERNAL PORCH CEILING**

- Manufacturer: Contractor's choice.
 - Product reference: Contractor's choice.
- Surfaces: Skimmed plasterboard walls and ceilings
 - Preparation: Submit method statement.
- Initial coats: 10% thinned primer.
 - Number of coats: 1.
- Undercoats: As recommended by manufacturer.
 - Number of coats: 1.
- Finishing coats: Matt.
 - Number of coats: 2.

18A HARDWAX OIL TO NEW OAK DAIS AND JOINERY

- Manufacturer: Treatex.
 - Product reference: Hardwax Oil.
 - Surfaces: European Oak.
 - Preparation: Wash down and degrease.
 - Coats: Treatex Hardwax Oil.
 - Number of coats: 2 - Natural satin generally, nosings to receive medium oak hard wax satin. Dais hardwax oil to be mixed with Treatex Hardener (10:1 ratio)
- SAMPLES TO BE SUBMITTED FOR APPROVAL.

30 PREPARATION GENERALLY

- Standard: In accordance with BS 6150.
- Risk assessment and method statement for hazardous materials: Prepare for operations, disposal of waste, containment and reoccupation, and obtain approval before commencing work.
- Preparation materials: Types recommended by their manufacturers and the coating manufacturer for the situation and surfaces being prepared.
- Substrates: Sufficiently dry in depth to suit coating.
- Efflorescence salts, dirt, grease and oil: Remove.
- Surface irregularities: Provide smooth finish.
- Organic growths and infected coatings:
 - Remove with assistance of biocidal solution.
 - Apply residual effect biocidal solution to inhibit regrowth.
- Joints, cracks, holes and other depressions: Fill with stoppers/ fillers. Provide smooth finish.
- Dust, particles and residues from preparation: Remove and dispose of safely.
- Doors, opening windows and other moving parts:
 - Ease, if necessary, before coating.
 - Prime resulting bare areas.

- 32 PREVIOUSLY COATED SURFACES GENERALLY
- Preparation: In accordance with BS 6150, clause 11.5.
 - Contaminated or hazardous surfaces: Give notice of:
 - Coatings suspected of containing lead.
 - Substrates suspected of containing asbestos or other hazardous materials.
 - Significant rot, corrosion or other degradation of substrates.
 - Risk assessment and method statement for hazardous materials: Prepare for operations, disposal of waste, containment and reoccupation, and obtain approval before commencing work.
 - Removing coatings: Do not damage substrate and adjacent surfaces or adversely affect subsequent coatings.
 - Loose, flaking or otherwise defective areas: Carefully remove to a firm edge.
 - Alkali affected coatings: Completely remove.
 - Retained coatings:
 - Thoroughly clean.
 - Gloss coated surfaces: Provide key.
 - Partly removed coatings: Apply additional preparatory coats.
 - Completely stripped surfaces: Prepare as for uncoated surfaces.
- 37 WOOD PREPARATION
- General: Provide smooth, even finish with lightly rounded arrises.
 - Degraded or weathered surface wood: Take back surface to provide suitable substrate.
 - Degraded substrate wood: Repair with sound material of same species.
 - Heads of fasteners: Countersink sufficient to hold stoppers/ fillers.
 - Resinous areas and knots: Apply two coats of knotting.
 - Defective primer: Take back to bare wood and reprime.
- 43 PLASTER PREPARATION
- Nibs, trowel marks and plaster splashes: Scrape off.
 - Overtrowelled 'polished' areas: Provide suitable key.
- 61 COATING GENERALLY
- Application standard: In accordance with BS 6150, clause 9.
 - Conditions: Maintain suitable temperature, humidity and air quality.
 - Surfaces: Clean and dry at time of application.
 - Thinning and intermixing: Not permitted unless recommended by manufacturer.
 - Priming coats: Apply as soon as possible on same day as preparation is completed.
 - Finish:
 - Even, smooth and of uniform colour.
 - Free from brush marks, sags, runs and other defects.
 - Cut in neatly.
 - Doors, opening windows and other moving parts: Ease before coating and between coats.
- 68 STAINING WOOD
- Primer: Apply if recommended by stain manufacturer.
 - Application: Apply in flowing coats and brush out excess stain to produce uniform appearance.
- 70 EXTERNAL DOORS
- Bottom edges: Prime and coat before hanging.
- 75 BEAD GLAZING TO COATED WOOD
- Before glazing: Apply first two coats to rebates and beads.

N11 Domestic kitchen fittings, furnishings and equipment

- 15 FITTED KITCHEN UNITS TO TEABREW AREA
- Manufacturer: Howdens Joinery Company.
 - Product reference: Tewkesbury Light Oak Range.
 - Dimensions: To BS EN 1116.
 - Surface/ finishes: To BS 6222-3.
 - Finish and colour: As supplied / sample to be submitted for approval.
- 20 NEW TEA BREW WORKTOP
- Manufacturer: Howdens Joinery Company.
 - Material: Square edged oak, sample to be submitted for approval.
- 35 SINKS, TAPS, TRAPS AND WASTES
- Allow for the following to the new teabew.**
- All to be confirmed by client and architect to ordering and installation.**
- Sinks:
 - Manufacturer: Howdens Joinery Company.
 - Product reference: 1.5 Bowl stainless steel sink SNK6540 and stainless steel recessed mini hand wash basin (contractor to submit proposals).
 - Configuration: Sink and a half with double drainer.
 - Material: Stainless steel.
 - Colour and finish: Chromed steel.
 - Tap/ chainstay/ overflow holes: No chainstay or overflow hole.
 - Taps: Pillar to 1.5 bowl.
 - Manufacturer: Howdens Joinery Company.
 - Product reference: Lamona Rienza Swan Neck Filter Monobloc TAP1140.
 - Wastes:
 - Bedding: Waterproof jointing compound.
 - Fixing: With resilient washer between appliance and backnut.
 - Traps: Tubular.
 - Manufacturer: Contractor's choice.
 - Product reference: Contractor's choice.
 - Size: To fit waste.
 - Depth of seal (minimum): 75mm.
 - Accessories: Standing tube overflow and support brackets.
- 45 APPLIANCES
- Item: To be supplied by client.
 - Manufacturer: Various.
 - Product reference: As chosen by client.
 - Colour and finish: As chosen by client.
- 55 SEALANT
- Standard: To BS EN ISO 11600, class F20 HM.
 - Type: Kitchen sealant.
 - Manufacturer: Contractor's choice.
 - Product reference: Contractor's choice.
 - Colour: To be agreed.

N13 Sanitary appliances and fittings

Note: Suitability of all products to be checked and confirmed before ordering

- 16 WCS AND CISTERNS
- Type: Low level, pedestal cisterns.
 - Pan:
 - Manufacturer: Armitage Shanks.
 - Product reference: S3092 Profile 21.
 - Finish: Vitreous china, white.
 - Cistern:
 - Manufacturer: Armitage Shanks.
 - Product reference: S3094 Profile 21.
 - Finish: Vitreous china, white.
 - Seat and cover:
 - Manufacturer: Armitage Shanks.
 - Product reference: S4103 Profile 21.
 - Finish: White.
 - Flushing arrangement: Dual finish.
- 17 ACCESSIBLE WC EQUIPMENT PACKAGE TO R06
- Type: Doc M Contour 21 Wall Hung Pack RH.
 - Manufacturer: Armitage Shanks.
 - Product reference: Doc M Contour 21 wall mounted corner pack, rimless WC pan and support brackets, water saving dual flush concealed cistern, grab rails, luxury back support, hinged support rail with toilet roll holder, seat no cover with retaining buffers, and copper tails on TMV3 mixer tap.
 - Finish: Vitreous china, white.
- 32 WASH BASINS
- Manufacturer: Armitage Shanks.
 - Product reference: Sandringham 500mm wall mounted basin, two tapholes, with overflow and chainstay hole, complete with fixing clips.
 - Colour: White.
 - Water supply fittings: S7239 Avon ½" non-concussive pillar taps (pair), chrome plated with alternative anti-splash or aerator outlets.
 - Wastes: Pop-up waste.
 - Traps: S8920 1¼" resealing bottle trap, chrome plated finish to contractors choice

33 BABY CHANGE UNIT

- Manufacturer: Prestige Washrooms.
 - Product reference: BC 100 EH Dolphin.
- Type: Horizontally folding, wall mounted.
- Size: 870 x 406 x 102mm.
- Material: Polyethylene.
- Finish/ Colour: White.

68 SEALANT FOR POINTING

- Standard: To BS EN ISO 11600.
 - Class: F20 HM.
- Type: Silicone.
 - Manufacturer: Contractor's choice.
 - Product reference: Contractor's choice.
- Colour: White.

70 INSTALLATION GENERALLY

- Assembly and fixing: Fix appliances securely to structure, without taking support from pipelines, level and plumb and so that surfaces designed to fall drain as intended.
- Jointing and bedding compounds: Recommended by manufacturers of appliances, accessories and pipes, to form watertight joints between appliances and backgrounds (except cisterns) and between appliances and discharge pipes.

75 CISTERNS

- Cistern operating components: Obtain from cistern manufacturer.
- Inlet and flushing valves: Match to pressure of water supply.
- Internal overflows: Into pan, to give visible warning of discharge.
- External overflows: Fix pipes to falls, and locate to give visible warning of discharge. Agree position.

P10 Sundry insulation/ proofing work

45A INSULATION

- Manufacturer: ROCKWOOL Ltd.
 - Web: www.rockwool.co.uk.
 - Email: info@rockwool.com.
 - Product reference: Rockwool Flexi
- Dimensions:
 - Thickness: 250mm to wc and internal porch ceiling. 100mm to new nave dais.
 - Width: 600/400 mm.
- Length: 1200 mm.

P21 Door/ window ironmongery

- 2 QUANTITIES AND LOCATIONS
 - Quantities and locations of ironmongery are in the ironmongery schedule .
 - Fixing: As sections L10 and L20.

Z10 Purpose made joinery

- 10 FABRICATION
- Standard: To BS 1186-2.
 - Sections: Accurate in profile and length, and free from twist and bowing. Formed out of solid unless shown otherwise.
 - Machined surfaces: Smooth and free from tearing, wooliness, chip bruising and other machining defects.
 - Joints: Tight and close fitting.
 - Assembled components: Rigid. Free from distortion.
 - Screws: Provide pilot holes. Heads of countersunk screws sunk at least 2 mm below surfaces visible in completed work.
 - Adhesives: Compatible with wood preservatives applied and end uses of timber.
- 20 CROSS SECTION DIMENSIONS OF TIMBER
- General: Dimensions on drawings are finished sizes.
 - Maximum permitted deviations from finished sizes:
 - Softwood sections: To BS EN 1313-1.
 - Hardwood sections: To BS EN 1313-2.
- 40 MOISTURE CONTENT
- Wood and wood based products: Maintained within range specified for the component during manufacture and storage.
- 50 FINISHING
- Surfaces: Smooth, even and suitable to receive finishes.
 - Arrises: Eased unless shown otherwise on drawings.
 - End grain in external components: Sealed with primer or sealer as section M60 and allowed to dry before assembly.

Z20 Fixings and adhesives

- 10 **FIXINGS AND FASTENERS GENERALLY**
- Integrity of supported components: Select types, sizes, quantities and spacings of fixings, fasteners and packings to retain supported components without distortion or loss of support.
 - Components, substrates, fixings and fasteners of dissimilar metals: Isolate with washers or sleeves to avoid bimetallic corrosion.
 - General usage: To recommendations of fastener manufacturers and/ or manufacturers of components, products or materials fixed and fixed to.
 - Fixings: To be in straight lines, at regular centres.
- 25 **FASTENER DURABILITY**
- Materials: To have:
 - Bimetallic corrosion resistance appropriate to items being fixed.
 - Atmospheric corrosion resistance appropriate to fixing location.
 - Appearance: Submit samples on request.
- 30 **FIXINGS THROUGH FINISHES**
- Penetration of fasteners and plugs into substrate: To achieve a secure fixing.
- 35 **PACKINGS**
- Materials: Noncompressible, corrosion proof.
 - Area of packings: Sufficient to transfer loads.
- 40 **CRAMP FIXINGS**
- Fasteners: Fix cramps to frames with screws of same material as cramps.
 - Fixings in masonry work: Fully bed in mortar.
- 50 **PELLETED COUNTERSUNK SCREW FIXINGS**
- Finished level of countersunk screw heads: Minimum 6 mm below timber surface.
 - Pellets: Cut from matching timber, grain matched, glued in to full depth of hole.
 - Finished level of pellets: Flush with surface.
- 60 **APPLYING ADHESIVES**
- Surfaces: Clean. Regularity and texture to suit bonding and gap filling characteristics of adhesive.
 - Support and clamping during setting: Provide as necessary. Do not mark surfaces of or distort components being fixed.
 - Finished adhesive joints: Fully bonded. Free of surplus adhesive.

Z21 Mortars

To be read with Preliminaries/ General conditions.

CEMENT GAUGED MORTARS

- 110A CEMENT GAUGED MORTAR MIXES
- Specification: Proportions and additional requirements for mortar materials are specified elsewhere.
- 120 SAND FOR SITE MADE CEMENT GAUGED MASONRY MORTARS
- Standard: To BS EN 13139.
 - Grading: 0/2 (FP or MP).
 - Fines content where the proportion of sand in a mortar mix is specified as a range (e.g. 1:1: 5-6):
 - Lower proportion of sand: Use category 3 fines.
 - Higher proportion of sand: Use category 2 fines.
 - Sand for facework mortar: Maintain consistent colour and texture. Obtain from one source.
- 160 CEMENTS FOR MORTARS
- Cement: To BS EN 197-1 and CE marked.
 - Types:
 - Portland cement, CEM I.
 - Portland limestone cement, CEM II/A-L or CEM II/A-LL.
 - Portland slag cement, CEM II/B-S.
 - Portland fly ash cement, CEM II/B-V.
 - Strength class: 32.5, 42.5 or 52.5.
 - White cement: To BS EN 197-1 and CE marked.
 - Type: Portland cement, CEM I.
 - Strength class: 52.5.
 - Sulfate resisting Portland cement:
 - Types:
 - To BS 4027 and Kitemarked.
 - To BS EN 197-1 fly ash cement, CEM II/B-V and CE marked.
 - Strength class: 32.5, 42.5 or 52.5.
 - Masonry cement: To BS EN 413-1 and CE marked.
 - Class: MC 12.5.
- 210 MAKING CEMENT GAUGED MORTARS
- Batching: By volume. Use clean and accurate gauge boxes or buckets.
 - Mix proportions: Based on dry sand. Allow for bulking of damp sand.
 - Mixing: Mix materials thoroughly to uniform consistency, free from lumps.
 - Mortars containing air entraining admixtures: Mix mechanically. Do not overmix.
 - Working time (maximum): Two hours at normal temperatures.
 - Contamination: Prevent intermixing with other materials.

Collection name:
Incorporated Church Building Society (ICBS)

▼ Record:
Identifier:
ICBS04715

Title:
STOCKPORT, St. Matthew

Creator:
?CHRISTIAN, Evan: b. 1814 - d. 1895 of London; CROWTHER, Joseph Stretch: b. 1832 - d. 1893 of Manchester

Descriptions:
groundplan

Dates:
1853-1858

Sources:
ICBS 4715

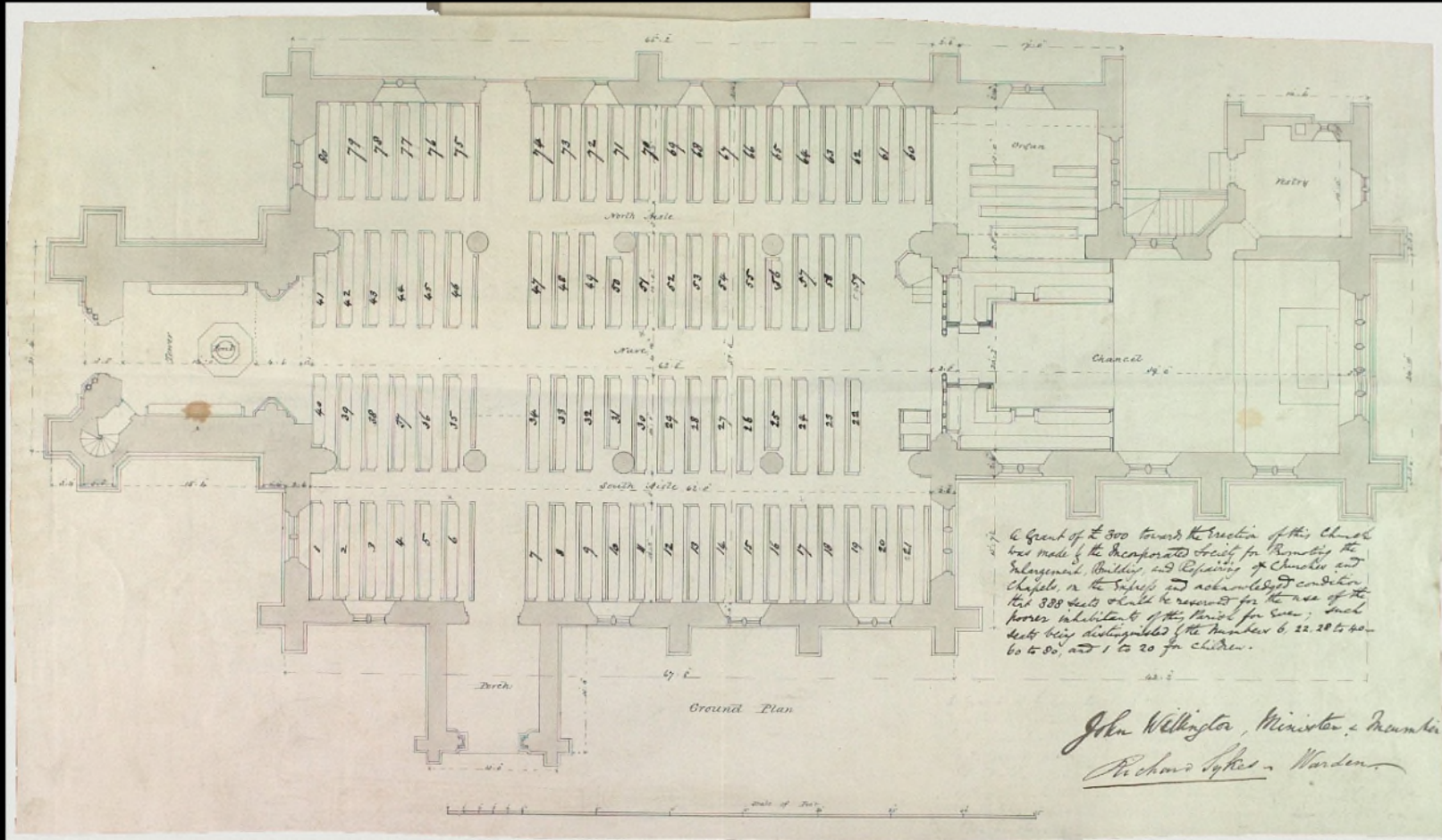
Relation:
Originally published online as part of the Church Plans Online project. For full description, see the archives catalogue

Coverage:
Stockport, Cheshire

Rights:
LPL



Add To Workspace | Open Media in Full View





Product ref: LAMU

Lightweight Wooden Stacking Chair

From: £76

Quantity	Price
1 - 24	£88
25 - 49	£86
50 - 99	£85
100 - 199	£84
200 - 399	£83
400 -	£76

Description

This chair is one of the lightest wooden chairs in our range. It combines great comfort with stackability, durability, style, together with many options. This chair stacks 6 high, with or without arms. The hardwood laminate frame is very strong, yet light, and can also be manufactured using Oak or Walnut ply. The waterfall front and generous width make it a hit with various shapes and sizes of user. It is EU made, comes with our 6 year guarantee, and features the unique feature of being no heavier with arms, than without. Armchairs will also stack happily with each other. Options include deeper back, arms, frame staining, book storage (that leaves stacking unaffected), stain protection and linking. Many frame stains are available, as are various fabrics and fabric colours. If you are looking for a wooden chair, but don't wish to acquire something heavy and cumbersome then this could be just the right product for you. Few chairs offer such a combination of quality, options, comfort and versatility. Our universal chair removal trolley will quickly help move a stack of up to 6 chairs for fast, efficient stowage. The trolley can then be slipped easily into a cupboard. These chairs come with our 6 year guarantee, and stack 6 high. Lead-time is 6 weeks from the date of your order. A minimum quantity applies for the stain protection option.

Url: <https://www.alpha-furnishing.com/product/lightweight-wooden-stacking-chair-shown-with-optional-arms/>

Additional information

Weight: 6.5kg
Length: 530mm
Height: 850mm
Stacking: 6

Optional Extras

Arm Options: No Arms(+£), Arms(+£10)

Book Storage: None(+£), Curved Laminate Box (OBC)(+£8.95), Curved Laminate Box with Communion Cup Hole (OBC+OCF)(+£11.95), Choir Box (Side)(+£23)

Links: None(+£), Keyhole Link (OLK1)(+£2.5), Extended Keyhole Link for Greater Arc (OLK2)(+£2.95)

General Options: PVC Feet (OFP)(+£3.65), Stain Protection for Advantage(+£2.5), Deeper Back Pad(+£3.5)

St Matthew's Church, Edgeley

Addendum to Statement of Significance with reference to comments from Historic England and Victorian Society

Current porch: Our assessment of the current porch as being of low significance is based on the following points:

- (i) It was not an original feature of the church.
- (ii) Although the leaded lights in it echo the shape of the west window, the woodwork of the porch does not match the other woodwork in the building.
- (iii) As one looks backwards towards the west end the porch does not present a significant view or enhance the west window.
- (iv) The space within the porch is too small for it to be a significant space in itself; it is in effect a blind entrance into the church.

Pews: Our assessment that removal of the pews would have a low visual impact is based on the following points:

- (i) The pews themselves are not of high quality and some are in poor repair.
- (ii) The present aspect of the nave lacks coherence; there are some pews, some chairs, various cupboards etc which disrupt the view, and a social area at the back. Once the pews and other obstructions have been removed, it is doubtful that most people would consider that the aspect of the nave is diminished.
- (iii) If the change is thought to have a high visual impact it would be in a positive sense, in the more open, coherent appearance of the nave, rather than in any negative sense.

Nave dais: Concern that extending the chancel step forward to create a nave dais will hinder view of the chancel must be to do with items that might be placed on it, since the dais itself as a structure will be no higher than the current chancel step. The wheelchair ramp will be concealed within the dais so will not be visible from the nave. There is currently a nave altar (heavy but movable) and this would not block vision of the east end when placed on the dais any more than it does in its present position on the chancel step. Altar rails used on the dais would not be fixed and would be returned to the sanctuary at other times. Although we consider celebration of communion in the midst of the congregation as theologically valid, we would also continue to celebrate it frequently in more traditional manner, with administration at the sanctuary.

Edgeley St Matthew – Reordering - Correspondence with parish

Strikethrough text refers to a separate faculty application

Attachments are listed according to the numbering on the supporting documents list

- Attachments in brown are included within the overview section
- Attachments in blue are included within the proposals section
- Attachments in black italics are superseded or duplicated and do not form part of the application

Date	Message
<p>11/01/2019</p> <p>To: Katy Purvis From: Mark Pearce of Lloyd Evans Prichard</p> <p>With attachments</p>	<p>I email to attach the following drawings and documents for the informal advice of the DAC.</p> <p>1/ Drawings:- Historic ICBS Plan 1853-58 EX01 Existing Plan EX02 Existing Sections 01 Rev A Proposed Plans 03 Rev A Proposed Sections</p> <p>2/ Documents:- Statement of Need - internal reordering – revised Statement of Significance - Creation of New Worship Centre_v1</p> <p>Please note that the statements are in draft form presently. The parish is in the process of updating these documents which will be forwarded to you shortly.</p> <p>The proposals can be summarised as follows:-</p> <ol style="list-style-type: none"> Tower Entrance. The removal of the obstructive existing internal timber porch and the insertion of a new porch that creates a visually open and enlarged lobby area. Previously the DAC have raised concern regarding the significance of the internal porch. The attached historic plan of 1853-58 is held within the Lambeth Palace archive. It is dated 1852-58 and was created when the parish sort a grant from the ICBS to re-pew the church. The pews that are shown are as those that remain within the nave of the church. It is quite clear that at the time the church was re-pew there was no intent to install a timber porch within the base of the tower. Based on this drawing it would therefore appear that the porch was a later addition to the church building and thus should not have as high a significance attached to it as it may otherwise. Re-location of the Font.

	<p>The font is to be brought forward into the nave and located adjacent to the south side of the tower arch to retaining its prominence on entering the church building while not obscuring the principle east – west aisle.</p> <p>c. Removal of pews. The remaining pews within the nave are to be removed and replaced with chairs to provide a flexible space for worship and other activities (please see the draft statement of need). As part of this work the carpet is to be removed throughout the nave and aisles existing level pine boarded floors repaired and varnished.</p> <p>d. Toilet Facilities. The existing accessible WC within the south porch is to be removed to allow this area to become a store for chairs, tables, etc. New WC's are to be created at the west end of the north aisle. This enclosure is to be designed to allow the window to the north aisle north wall to be unobstructed within the lobby to the WC's. The stain glass window to the west wall of the north aisle is to be switched with the clear glass window located at the west end of the south aisle.</p> <p>e. Tea Brew Facilities. A new enlarged tea brew facility is to be created at the west end of the south aisle. It will replace a small and tired facility that has been extended in an ad hoc manner.</p> <p>f. Nave Dais. The nave dais is to be enlarged. Its increased size will allow the existing portable altar rails within the sanctuary to be placed on the dais and a shallow ramp to be created to provide access to the chancel for people with physical disabilities.</p> <p>g. Organ Chamber Store.</p> <p>h. The organ has previously been removed. Dummy pipes have been retained as well as a large amount of timber structure within the organ chamber. The pipes will be retained but much of the timber structure will be removed to create a clear and more easily accessible storage area. The existing altar frontal store is to be moved into this space.</p> <p>i. Alterations to Heating and Electrical Installation The existing electrical and heating installation is to be altered to suit the new arrangement; detail design to be determined.</p> <p><i>Superseded drawings and documents as listed above</i></p>
<p>21/01/2019</p> <p>To: Katy Purvis From: Mark Pearce of Kepczyk Pearce Sanderson</p>	<p>Please see the attached updated statements from St Matthews Edgeley.</p> <p><i>Superseded Statements of Need and Significance</i></p>

<p>With attachments</p>	
<p>21/01/2019</p> <p>To: Mark Pearce of Lloyd Evans Prichard From: Katy Purvis</p>	<p>The drawings and documents previously received (the now superseded SoN and SoS) have been reviewed by a DAC architect ahead of Friday's DAC meeting. We are forwarding his comments for your consideration</p> <ol style="list-style-type: none"> 1. The overall strategy seems reasonable, however one point that doesn't seem to be covered is that with the extended Dias/Communion table and projection screen etc., there is a risk of the Chancel area and High Altar becoming "abandoned". How would this significant area of the Church be utilised in future patterns of worship/activity? 2. The toilet area would have a significant impact on the interior setting of the building and it is not clear how this insertion, which would presumably have an enclosure "roof", format works elevationally and in massing terms. Some larger sketch details of this area showing how the toilets relate to the existing fabric might be helpful. 3. The plan shows a projection screen of the boom type located on the south side of the Chancel arch. Apart from the visual asymmetry, sight lines from much of the revised seating arrangement might be difficult. Is there any mileage in considering a central drop down projection screen mounted behind the Chancel arch or suspended therefrom? 4. The proposal includes removal of all pews and replacement with chairs, whilst the Statement of Significance indicates this to have a low visual impact there does not seem to be any comment on whether the pews are of any material significance in terms of material and craftsmanship, should this be checked out? 5. Relocating all the sanitary accommodation to the North Aisle will require some exploration at an early date of service supplies, in particular drainage.
<p>30/01/2019</p> <p>To: Mike Taylor, Mark Pearce of Lloyd Evans Prichard From: Katy Purvis</p>	<p>DAC Advice</p> <p>I am writing to let you know that at its meeting of 25 January 2019, the DAC considered the proposals and wishes to offer the following informal advice:</p> <ol style="list-style-type: none"> a) The Committee encourages the parish to continue developing the proposals b) A suitable drainage arrangement will need to be looked into for the new toilet area c) It questions what the intended use will be for the chancel/east end, as that area seems a little excluded from the planned usage of the interior

<p>01/07/2019</p> <p>To: Caroline Hilton From: Mark Pearce of Kepczyk Pearce Sanderson</p>	<p>Would it be possible for you to send me a copy of the most recent comments from the DAC regarding the proposed reordering works at St Matthew Edgeley? Unfortunately I don't have a copy since setting up our new practice.</p>
<p>10/08/2020</p> <p>To: David Brewster From: Katy Purvis</p>	<p>Hope you're well. I've noticed you've started a new application for a reordering on the online faculty system, and have selected List A6-2 The introduction, removal or disposal of furniture and fittings. I just wanted you to be aware that this applies to church halls and other similar buildings rather than churches, which is not obvious. If your proposals are for a reordering in the church, you will need to select "None of the above" on the List A list, and then again at the bottom of the List B list, and proceed with a full faculty application, unless the proposals are covered by works listed in List B.</p>
<p>28/08/2020</p> <p>To: Katy Purvis From: David Brewster</p> <p>With attachments</p>	<p>Thanks for this. I started to take a look at the forms because I had heard that things had been simplified. With only half of my brain engaged, I got confused and didn't get very far.</p> <p>Mark Pearce our architect is (possibly already has) intending to send you the details of our reordering. I don't think that I am going to have time to fill in the application before I go away on holiday, so I forward you the statements of need and significance in hope that this will be enough for the DAC to at least take a look.</p> <p><i>Superseded Statements of Need and Significance</i></p>
<p>02/09/2020</p> <p>To: Caroline Hilton, Katy Purvis From: Mark Pearce of Kepczyk Pearce Sanderson</p> <p>With attachments</p>	<p>I email to attach the reordering proposals for St Matthews Edgeley. The Parish would like this to be considered as a formal faculty application. Revd David Brewster will upload the documents onto the online system as soon as he is able but there may be a slight delay due to the recent death of his father.</p> <p>While emailing I take the opportunity to attach a plan of the church building dated 1853-58 from the ICBS collection. The DAC and reviewing architect may find this of some interest and it appears to confirm that the internal porch (which the parish would like to remove) was a later addition.</p> <ul style="list-style-type: none"> 2) Statement of Significance v4 3) Statement of Needs v4 4) Drawings of Kepczyk Pearce Sanderson numbered FA 01 Revision C (dated April 2020) , FA 02 Revision C (dated April 2020), FA 03 Revision B (dated April 2020), FA 04 Revision C (dated April 2020) and FA 05 Revision C (dated April 2020) , FA 06 Revision C (dated March 2020), FA 07 Revision D (dated April 2020), FA 08 Revision B (dated April 2020), FA 09 Revision D (dated March 2020), FA 10 Revision D (dated April 2020) and FA 11 Revision D (dated April 2020)

	<p>5) Drawings of J R Book Consulting Engineers dated July 2020 numbered 106.20.M1 Revision A and 106.20.M2 Revision C</p> <p>6) Specification of Kepczyk Pearce Sanderson dated August 2020</p> <p>7) Historic Floor Plan 1853-58</p>
<p>08/09/2020</p> <p>To: Mark Pearce of Kepczyk Pearce Sanderson, David Brewster From: Katy Purvis</p>	<p>We've heard back from the architect review ahead of the next DAC meeting, He comments that this is overall a comprehensive submission and well researched, and has raised three queries as below</p> <ol style="list-style-type: none"> 1. Wheelchair access to the reconfigured accessible w.c. is somewhat awkward if the existing double doors to the South Porch are retained. 2. Have the wooden upholstered chairs presently in use been "approved" for use in the de-pewed Nave? 3. Given that the hard wax stained finish to the new Dias and ramp will render it vapour impermeable, are the ventilation provisions adequate? What is the existing floor construction at this point which is being overlaid and is there any vapour/damp transmission through it? <p>Please could you let us know your response?</p>
<p>08/09/2020</p> <p>To: Katy Purvis From: Mark Pearce of Kepczyk Pearce Sanderson</p>	<p>Thank you for passing on these comments. Our responses are as follows:-</p> <p>1/ The doors to what was the south porch are particularly large and robust as well as being of a good quality; please see the attached photograph. Due to their size one leaf is currently left open to allow access to the existing WC. It is intended that both doors will be left open to improve accessible with the proposed layout as indicated within the plan within our drawing FA 06.</p> <p>2/ The church provides the following response regarding the chairs. <i>The upholstered wooden chairs have been approved formally by the PCC to replace the pews in the nave. The great majority of church members and other users also approve of the change.</i></p> <p>3/ There will be a continuous ventilation gap to the whole perimeter of the dais. Insulation within the dais to deaden sound reverberation will be lifted above the existing floor finishes. We propose that the ventilated void beneath the insulation be increased to approximately 25mm (from 6mm) to improve the ventilation provision generally.</p>
<p>15/09/2020</p> <p>To: Mark Pearce of Kepczyk Pearce Sanderson From: Katy Purvis</p>	<p>I have further response from the reviewing architect, as below</p> <ol style="list-style-type: none"> 1. OK noted 2. Does the replacement of pews in the Nave with the preferred chair need to be approved by the DAC? 3. I am not familiar with this Church so cannot be specific but Mark needs to be satisfied that ventilation to the Dias area is adequate to keep the fabric in good condition and dissipate any vapour that may

	accumulate to prevent build-up of trapped moisture on the underside of the oak boards.
15/09/2020 To: Katy Purvis From: Mark Pearce of Kepczyk Pearce Sanderson	Item 2: I presume is a question for the DAC to respond to. Item 3: I am satisfied that the ventilation as proposed will be adequate.
24/09/2020 To: David Brewster, Mark Pearce of Kepczyk Pearce Sanderson From: Caroline Hilton	DAC Advice I am writing to let you know that at its meeting of 18 September 2020 the DAC considered the latest details for the above proposals and wished to offer the following informal advice: a) The Committee was supportive of the proposals in principle b) It wished to express a concern that unless the new chairs are stackable there will be a loss of flexibility of the space in the building c) Consultation will need to be carried out with The Victorian Society and Historic England. The DAC office will carry this out.
29/09/2020 To: Caroline Hilton From: Mark Pearce of Kepczyk Pearce Sanderson	Please see the email below from Mike Taylor regarding the proposed chairs for St Matthews, Edgeley. Also, thank you for referring the proposals to the Victorian Society and Historic England. I look forward to reading their responses.
28/09/2020 To: David Brewster, Mark Pearce of Kepczyk Pearce Sanderson From: Mike Taylor	The chairs we are considering are lightweight wooden stacking chairs from Alpha Furnishing, product ref. LAMU (https://www.alpha-furnishing.com/product/lightweight-wooden-stacking-chair-shown-with-optional-arms/). They are quite easily movable and will stack 6 high. We have had a sample one and it met with general approval. Although we would also retain the non-stacking wooden chairs for the foreseeable future, we would have the flexibility we wanted in options for nave seating.
09/11/2020 To: David Brewster, Mark Pearce of Kepczyk Pearce Sanderson From: Katy Purvis	I've just found HE response to the consultation, they had uploaded it themselves to the OFS, and we don't get a notification, so didn't know they had done it. It is mostly good news, but they are not keen on the nave dais aspect (or pew removal, but seem more resigned to that to me) <i>Letter of HE dated 5 November 2020</i>
With attachment	
09/11/2020 To: David Brewster, Mike Taylor From: Mark Pearce of Kepczyk Pearce Sanderson	Please let me know if you would like to discuss the comments raised specifically regarding the removal of the pews and the creation of a new nave dais. I wonder if some slight amendment / addition to the statement of need may help address these concerns and strength your argument?
10/11/2020	Have you received this?

<p>To: Mark Pearce of Kepczyk Pearce Sanderson From: David Brewster</p>	<p>Mark, is it usual to respond in detail to Historic England and the Victorian Society, or as we have asked for advice do we leave it to the DAC to decide whether to take it or not? I can respond to the Victorian Society with a thank you for your comments email.</p> <p><i>VicSoc comments directly sent to parish 9 November 2020</i></p>
<p>11/11/2020</p> <p>To: David Brewster, Katy Purvis From: Mark Pearce of Kepczyk Pearce Sanderson</p>	<p>No I haven't seen this. Thank you for forwarding it to me. I copy in Katy just in case the response hasn't been sent to the DAC too.</p> <p>It isn't usual to respond direct to Historic England or the Victorian Society though an acknowledgement and thanks would be welcome I am sure. However we may wish to give our comments to the DAC or amend the Statement of Need and Significance to address concerns raised. Having said that, the comments from the Victorian Society are as expected and if asked directly by the chancellor it is unlikely that they would want to make a formal objection and take the matter to consistory court given the grade II status of the church building and the relatively poor quality of your pews</p>
<p>18/11/2020</p> <p>To: Katy Purvis From: Mark Pearce of Kepczyk Pearce Sanderson</p>	<p>Please see the attached response from Edgeley, St Matthew in response to the comments received from HE and Vic. Soc. Please could I asked that they be considered by the DAC at their next meeting? Many thanks.</p> <p>9) Addendum to Statement of Significance</p>
<p>30/11/2020</p> <p>To: David Brewster From: Caroline Hilton</p>	<p>DAC Advice</p> <p>I am writing to let you know that at its meeting of 20 November 2020 the DAC considered the feedback of the statutory consultees and the Committee resolved, subject to the parish providing a statement setting out the age and provenance of the pews, demonstrating that they are not original to the church, to recommend the scheme with the following provisos:</p> <ul style="list-style-type: none"> a) The work to be under the direction and subject to the inspection of the Church Architect b) Any electrical works should be carried out by an electrical contractor accredited with the NICEIC or ECA, to the standards recommended in the Churchcare "Guidance Note: Electrical Wiring Installations in Churches" available via https://www.churchofengland.org/sites/default/files/2018-11/CCB_Electrical-wiring-installations-in-churches_Apr-2013.pdf <p>The Committee also wished to offer the following informal advice:</p> <ul style="list-style-type: none"> a) The parish may regret only being able to stack the proposed chairs five high, because of the floor space the stacks will take up. Chairs now available stack up to 40 high on trolleys and so take up much less space. <p>This means that once you have provided a statement setting out the age and provenance of the pews demonstrating that they are not original to the church, I will be able to proceed with raising the</p>

	Notification of Advice on the Online Faculty System (the public notice will then be available to you to complete and display).
30/11/2020 To: Mike Taylor From: David Brewster	Any idea on how we demonstrate the provenance of the pews. We can easily demonstrate that they are not of any interest or quality, but that's different to their question.
30/11/2020 To: David Brewster From: Katy Purvis	I've had a quick look at Cheshire archives, they appear to have quite a good set of PCC minutes, so you could request a search to see if they can find anything. There are some faculties too, but none seem to mention pews as far as I can see, It's quite unusual that the catalogue is as helpful as this, so it might give you a lead http://catalogue.cheshirearchives.org.uk/CalmView/Record.aspx?src=CalmView.Catalog&id=P+276%2f3%2f1%2f2%2f1
30/11/2020 To: David Brewster From: Mike Taylor	This is a red herring, isn't it? We have never claimed that the pews were not an original fitting of the church. The reservations expressed by Historic England and Victorian Society about the removal of pews do not make the point that they are an original fitting, although they mention that they are part of the 'unaltered character' of the church. The Historic England entry on the architectural significance of the church, in speaking of 'the survival of high quality fixtures and fittings', picks out the choir stalls but makes no mention of the pews. The claim that the pews are part of the 'unaltered character' of the church is highly debatable; a comparison of the original layout of the church interior (see attachment) with how it is now shows that the majority of the pews have already been removed. Why the DAC is attaching significance to the provenance of the pews is unclear. Even the defenders of the pews accept that they are not of high quality. How do we deal with this? We could put some of the above points to the DAC (via Mark Pearce?). With regard to chairs, and stackability, I think we could at least have a look at the stackable chairs, such as they have at St Mary's. Could you borrow one of them, so that PCC members and others can give it a try? I know that they are much more comfortable than they look as if they are going to be.
30/11/2020 To: Mike Taylor, David Brewster From: Katy Purvis	I think this reply is enough, if the pews are original, then you can't be expected to provide evidence that they aren't, and you've already provided extra justification as to why the pews aren't so much part of the unalterable character, and not of any particular quality, and the scheme clearly requires their removal. The DAC is supportive of that, but was under the impression that the pews were not original. We could take that back to the Committee and explain the misunderstanding. If you do decide to revisit the chairs, that would need to go back too, so it would be great to get both cleared up. The deadline for the next meeting is this Friday, 4 th for 18 th December, so you may need to aim for January instead, if the chairs end up different,

	<p>but if we could have the chair confirmed by the meeting it could still go ahead. If not, I would expect that the DAC would probably re-recommend as existing next meeting, and if you then changed your chair choice, that could be a variation later. Variations do technically have a fee, although it is sometimes waived.</p>
<p>23/12/2020</p> <p>To: David Brewster, Mike Taylor, Mark Pearce of Kepczyk Pearce Sanderson From: Katy Purvis</p>	<p>I am writing to let you know that the DAC considered the information provided about the provenance of the pews at its meeting of 18 December 2020, and resolved to recommend the scheme, with the following provisos:</p> <ul style="list-style-type: none"> a) The works to be under the direction and subject to the inspection of the Church Architect b) Any electrical works should be carried out by an electrical contractor accredited with the NICEIC or ECA, to the standards recommended in the Churchcare "Guidance Note: Electrical Wiring Installations in Churches" available via https://www.churchofengland.org/sites/default/files/2018-11/CCB_Electrical-wiring-installations-in-churches_Apr-2013.pdf <p>This means that Caroline will now be able to proceed with raising the Notification of Advice on the Online Faculty System (the public notice will then be available to you to complete and display). We will let you know when this has been carried out.</p> <p>If you have any queries please do not hesitate to contact me.</p>
<p>26/01/2021</p> <p>To: Caroline Hilton From: David Brewster</p>	<p>I met with Mark Pearce just over a week ago to talk about the reordering at St. Matthew's.</p> <p>We discussed the screen and I said I would find out the options and get back to him within the week. Unfortunately it hasn't been as straightforward as I'd hoped.</p> <p>Obviously we don't want to hold up the faculty and therefore the work which we've pencilled in to start in the middle of April.</p> <p>I hope to have a conversation in the next few days and be able to forward specifications (via Mark) of what we intend.</p> <p>How long would you say we have before we will need to take the screen off this faculty and start a new faculty for the screen alone?</p>
<p>28/01/2021</p> <p>To: David Brewster From: Caroline Hilton</p>	<p>Thank you for your message, sorry for the slight delay in response.</p> <p>In order to give this faculty application the best chance of being granted in time for your goal of mid-April, really the Notification of Advice should be raised as soon as possible in order for you to be able to start displaying the public notices. If the AV element is removed I can raise the Notification of Advice this afternoon.</p>

	<p>This is bearing in mind the 28 day notice period (30 days really as the day you take up and take down public notices is not included in that time scale) and the further processing and consideration of the application by the Registry and Chancellor. (However, if any objections are raised during the public notice period that will lengthen the time for the faculty application to be progressed – so if the Notification of Advice is raised today, whilst this will give the best chance of having the reordering faculty granted for mid-April there is not a guarantee that the faculty will be granted in that time scale.)</p> <p>If the AV details are to be included in this faculty application we will need to be provided with details of the exact location and specification of the equipment and how it will be fixed. These details will need to be reviewed by the AV adviser and a DAC Architect and be put to the DAC at its next meeting on 26 February. Trusting the details are satisfactorily reviewed, this would mean I would need to be waiting until after that February DAC meeting to be able to raise the Notification of Advice for the re-ordering scheme including the AV details. This will then obviously add a further month to the timescale for the re-ordering application to be processed.</p> <p>If the AV proposals are removed from the reordering application they can be applied for in a separate faculty application. We can pencil the AV proposals in on the agenda of the 26 February DAC meeting if you wish (there will not be a faculty fee payable by the parish as the DBF has started paying faculty fees in most cases for applications lodged with the Registry from 1 January 2021).</p> <p>Please can you therefore confirm whether you wish the AV proposals to be removed from the reordering faculty application, in which case I will raise the Notification of Advice today, or if you wish to wait and have the reordering and AV all dealt with together in the same application.</p>
<p>29/01/2021</p> <p>To: Caroline Hilton From: David Brewster</p>	<p>Please press on with the faculty without the AV element.</p> <p>I'll talk to you shortly once I've got details of what we are going for to start another application.</p>

Edgeley St Matthew – Reordering - Correspondence with consultees

Date	Message
<p>15/10/2020</p> <p>To: Katy Purvis From: CBC</p>	<p>Thank you for referring the proposals at Stockport, St Matthew to the Church Buildings Council.</p> <p>The Council is content with the proposals but wished to highlight its seating advice which can be found here: https://www.churchofengland.org/more/church-resources/churchcare/advice-and-guidance-church-buildings/seating</p>
<p>05/11/2020</p> <p>To: Katy Purvis From: HE</p>	<p>Notification under the Ecclesiastical Exemption (Listed Buildings and Conservation Areas) (England) Orders 2010</p> <p>LOCATION: ST MATTHEW'S CHURCH, GRENVILLE STREET, EDGELEY, STOCKPORT, CHESHIRE, SK3 9EE</p> <p>PROPOSED WORK: Re-ordering of the church</p> <p>We were notified on 28th September 2020 of the proposed works to reorder the interior of the Church of St. Mathew in Edgeley.</p> <p>Historic England advice</p> <p>Significance</p> <p>The Church of St. Matthew is an imposing building, constructed in 1855 in hammer-dressed sandstone, with a tower added in 1866. The exterior of the building is tall, slender and elegant, and is a studiously Gothic in its design. It is therefore of considerable architecture interest, something which is continued internally, particularly in the attractive detailing and decoration, and the survival of high quality fixtures and fittings. These include a set of choir stalls, which were given to the church as a memorial to the dead of the First World War. The church is set at the heart of a grid like pattern of streets, and forms the current and historic centre of a local community. This gives the building strong communal and social value, and also provides a tangible link to the history of the area.</p> <p>The special historic interest of the building also derives from its links to the wider evolution of church architecture. In particular, its architect, Joseph Stretch Crowther was a leading early figure in the nationally significant Gothic Revival Movement, which came to shape the character of Victorian ecclesiastical architecture. He was also a regionally prolific architect, designing churches across the north-west, and working on high status buildings such as Manchester Cathedral. This associated with JS Crowther is specifically referenced in the church's entry on the National Heritage List for England, and is an important reason for its listing at grade II.</p> <p>Impact</p> <p><i>Creation of Porch</i></p> <p>The most prominent alteration will be the proposed creation of a new porch at the western end of the church, replacing an existing timber and glazed porch. In principle there is not an objection to this element of the proposals, given that there is an existing porch already in situ. Its potential acceptability therefore relates to the significance of the existing porch and the exact design of the new porch.</p>

Limited information has been provided in relation to the existing porch, including no photographic details. As such it is difficult to make an assessment as to the relative significance of this area of fabric. It is however noted that the statement of significance suggests that the significance of this area is low, and if this is accepted to be the case we would have no objection to its loss. However, we would suggest that further clarifying justification is needed.

The design of the proposed new porch shows a heavily glazed structure, with the framing constructed in oak. This would appear to meet the criteria of creating a more open view into the church, and would not seem to create a structure which is inherently visually or architecturally intrusive. We therefore would not object to this design, but would suggest that it would be beneficial to secure details of the proposed finish treatment of the timber, as well as details of elements such as the door furniture, prior to their installation.

Movement of Font

The creation of the porch is also intended to allow for easier and more welcoming access into the church. It is for this reason that it is proposed to move the font from its current central location, to the southern side of the door. This would clearly alter its prominent visual character, which would appear to have been an intentional element of the original configuration of the church, and which physically highlights the liturgical centrality of the font within the baptism service. Its movement, albeit slight, would therefore result in some harm to the church's special historic and architectural interest.

The extent of the movement is minimal, and the font would retain its location at the rear of the church, adjacent to the entrance. This would retain the symbolic element of the font's location, as its location near the physical entrance of the church tallies with baptism being the entrance into the church as a wider spiritual entity. It would also still remain prominent, allowing its visual and architectural interest to be appreciated.

This element would therefore result in a very low level of harm, and it is noted that the applicant has offered a justification for its movement, relating to the issues of functionality which its current location creates. We would defer to the decision maker as to whether they believe that this is a clear and convincing justification for the works.

Creation of Nave Dais and Ramp

Within these works, the church is seeking more widely to improve the accessibility and functionality of the building. Part of this strategy involves the creation of a raised dais at the juncture between the nave and chancel, incorporating a ramp. This would be a considerable intervention, which would be highly visually prominent in views looking along the nave into the chancel. This an important view in which the architectural character of the church is read and experienced, and that the views of the chancel from the nave are incredibly significant when the church is being utilised for its liturgical function. The installation of a nave dais and ramp therefore raises considerable concerns.

It is also not clear that there is a convincing justification for its creation, although it is noted that it would create more space at the front of the church, and avoid the need to go up a step from the nave into the chancel. We would therefore suggest that there would be a benefit to removing this element from the proposed scheme, and for using a temporary solution, like a temporary ramp, if assisted access is needed from the nave to the chancel.

Removal of Pews

Central to the plans to make the church a more functional multi-use space are the proposals to remove the remaining pews and to replace them with chairs. These are relatively attractive, if not exceptional, pieces of church furniture, which not only form an important element of the 'unaltered' character of the church, but which are also key elements in defining its current visual and architectural character. They are also one of the internal features of a church which most readily exhibits the function of the building to the casual observer.

We would therefore resist the loss of such fixtures and fittings, although it is noted that some pew removal has already taken place. However, it is accepted that the continued viable use of church buildings in the use for which they were originally constructed is difficult, and the ability to diversify and to be flexible in how the church is laid out and used would have public benefit, if it accepted that it is necessary to secure the church's continued viable use.

Again therefore we would raise concerns in relation to this element of the proposals, but would accept this harm could be outweighed, if the decision maker is clearly convinced that the applicant has shown that the works are strictly necessary to secure the continued viability of the building.

Reconfiguring of South Porch to create new WC facilities

The south porch has already been converted once within its lifetime to serve as a WC and cleaner's store, and so its proposed alteration to form two WCs is not inherently objectionable. There would also appear to be a logical reason why the creation of a second WC would improve the viable functioning of the building. We would however highlight that there is existing infrastructure within the space to support the current WC, and would suggest that any new pipework should be kept to a minimum, and should connect into the existing pipe runs.

Other works

The proposals would also see the creation of new storage cupboards, the replacement of the current tea brew facilities, the clearing of the organ chamber and fixing of war memorials to the wall in the chancel. None of these works are considered to raise any concerns from a conservation perspective, and we would therefore not offer any detailed comments on them.

Recommendation

Historic England is supportive of proposals which would allow the church to continue to actively function in the use for which it was originally constructed, and notes that the church have sought to fully

	<p>understand the concerns and needs of their congregation and other users in developing this scheme.</p> <p>We would however raise concerns in relation to a number of elements, specifically the removal of the pews and the creation of a nave dais. It is therefore suggested that the scheme be amended to omit these elements, unless the decision maker believes that a clear and convincing justification has been provided which would outweigh the harm which these proposals would cause. We would particularly highlight that such a justification does not appear to have been provided in relation to the nave dais.</p> <p>Please contact me if you wish to discuss these comments. Any unamended application for faculty for this work can be determined without further reference to Historic England, but please consult us again if there are any material changes to the proposals. We would be grateful for a copy of the Diocesan Advisory Committee's advice in due course.</p>
<p>09/11/2020</p> <p>To: David Brewster From: The Victorian Society</p>	<p>RE: Edgely St Matthew (Grade II, <i>Joseph Stretch Crowther</i>, 1855, tower added 1866); reordering</p> <p>Our ref: 161130</p> <p>Thank you for consulting the Victorian Society. Having reviewed the application, we have the following comments to make.</p> <p>St Matthew's is an imposing church of nationally important architectural significance, as evidenced by its Grade II listing. It is especially for the quality of its design and as an example of the work of <i>Joseph Stretch Crowther</i>. As the listing entry makes clear Crowther was a significant architect for the role he played in pioneering the Gothic Revival and developing an accomplished, scholarly and 'correct' style of church building, of which St Matthew's is a fine example. The largely unchanged exterior and the high number of historic features and fittings within mean that it is a building of particular significance. It is essential therefore that any proposals for its alteration should be as sensitive and sympathetic to the church's character as possible.</p> <p>Most of the proposals in the application are uncontentious and are backed by a robust Statement of Need. St Matthew's is a vibrant and lively parish with a wide range of activities that are used by the church and wider community. Not least the success of the repurchase and repurpose of the Vicarage as parish rooms and the fact that current spaces are becoming inadequate show that changes are needed. The proposals to improve access into and around the church, to refurbish the catering facilities and WCs are all things the Society supports in principle.</p> <p>That said the Society has a few concerns. Although the principle of providing a new porch enhancing views into the church is in itself uncontentious, there is little information on the current porch and therefore it is difficult to assess its significance as part of the church's other fittings and how damaging its removal would be to the character of the church. Until more information is provided the Society must</p>

	<p>therefore object to this element of the scheme. That said, if, on balance, the principle of replacing the porch was justified, then the proposed new porch would be acceptable provided the finishes and door furniture harmonised with the historic fittings of the church.</p> <p>The proposed removal of the benches is by far the most contentious element of all the proposals. Although not, perhaps, items of the highest individual significance, they are nonetheless attractive and lend character and form to the nave of the church. The Society cannot accept the conclusion from the Statement of Significance that their removal would have a low visual impact. More than any of the nave’s fittings the benches define it visually and spatially. Their removal and replacement would affect a profound change of character, and would to some extent strike at the very heart of the significance of the building, which is listed principally for its ensemble of fittings and its largely unaltered appearance.</p> <p>Also, there is little information about the proposed replacement chairs, which would have to be carefully chosen in a church as important as St Matthew’s. The Society would remind the parish that upholstered chairs are not appropriate in nationally important historic churches. Any new seating should be entirely of timber and of high quality both in terms of design and of construction. The chairs the church currently uses in the aisles are unsuitable and we would recommend the parish consider replacing them if possible.</p> <p>Although the dais and font relocation would have a high visual impact the details show that both proposals have been considered sensitively. In terms of the dais it would only extend the existing chancel step, improving access and allowing for a more dignified setting for the liturgy. By remaining at the west end of the nave, albeit to the side, and on its step, the font’s prominence and dignity would be preserved.</p> <p>The improved catering facilities are acceptable, again provided the finishes and details are appropriately and sympathetically treated to harmonise with the church’s other fittings. The refitting of the WCs in the south porch, removal of servers benches and placement of memorials are all acceptable.</p>